

Roller Blind

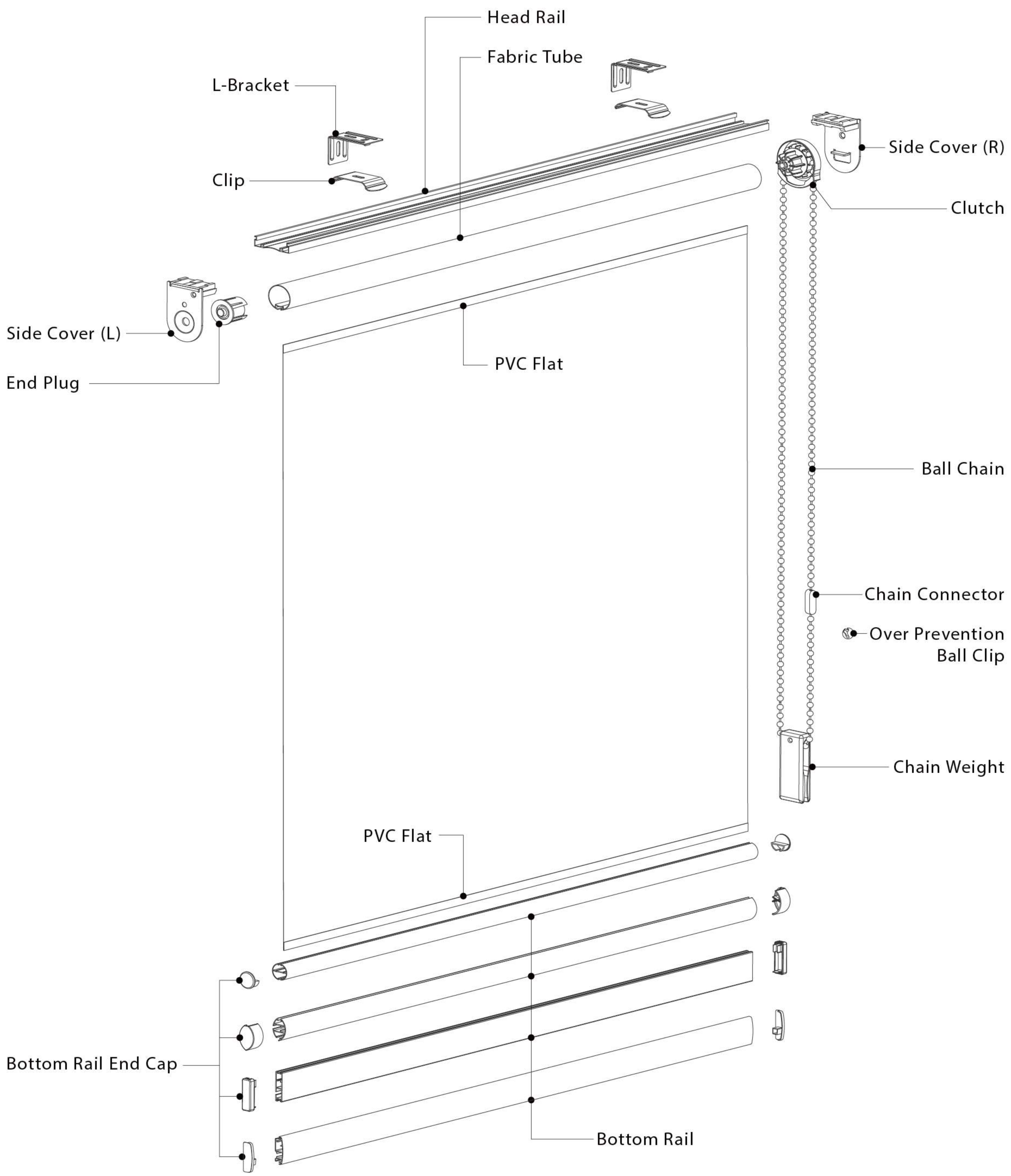
Roller Blind Composition of Components Vol.2



Dexter[®]

General Roller Blind

Head Rail Type - Drawing And Names



PRODUCT SPECIFICATION : Fabric Pipe Diameter - $\Phi 30$

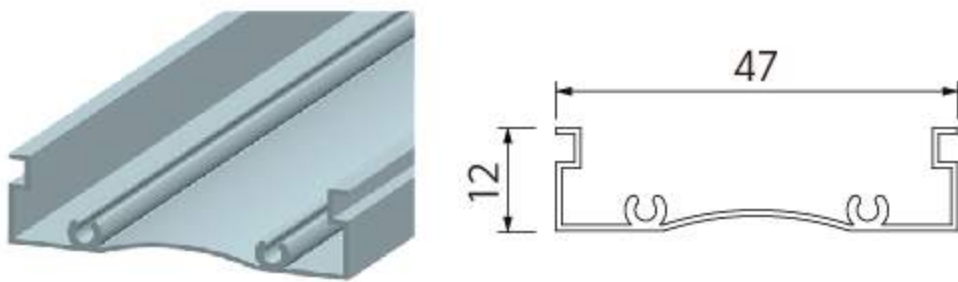

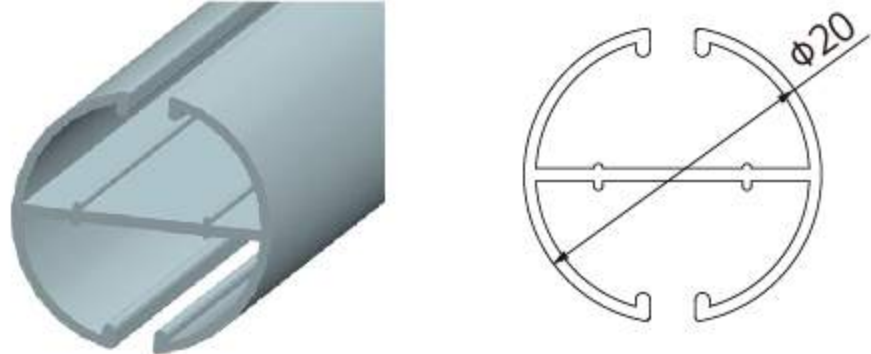
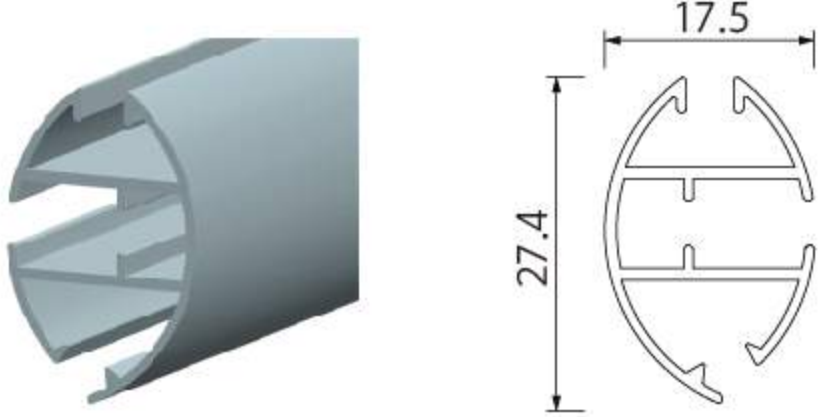


Hoisting Load - Maximum 2kg

Operation Method - Ball Chain ($\Phi 4.5$)

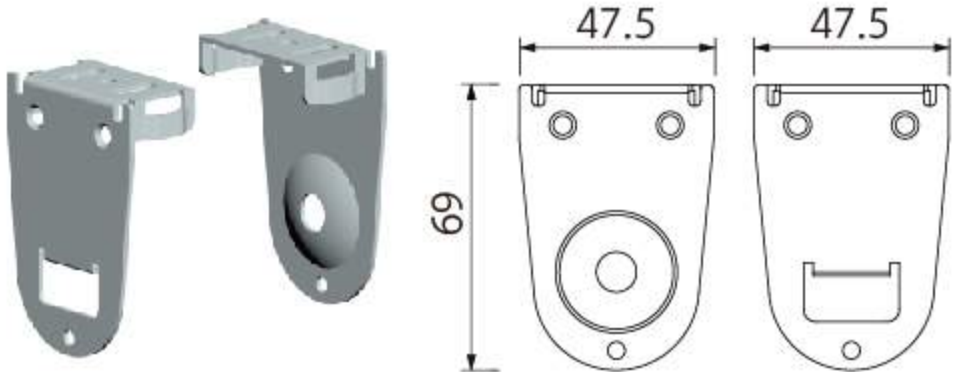
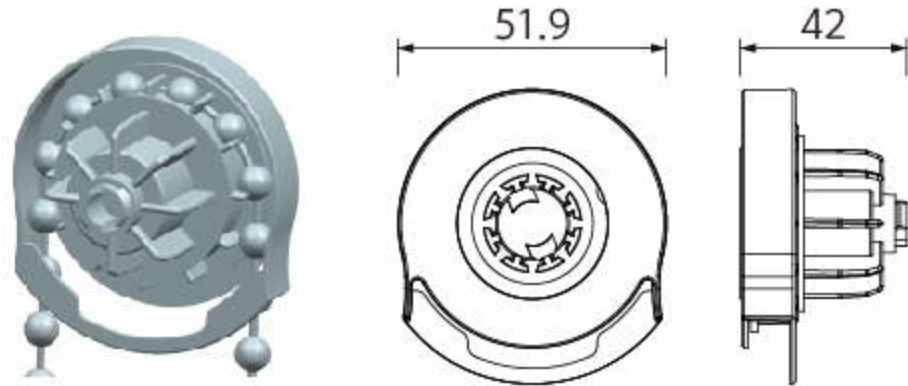
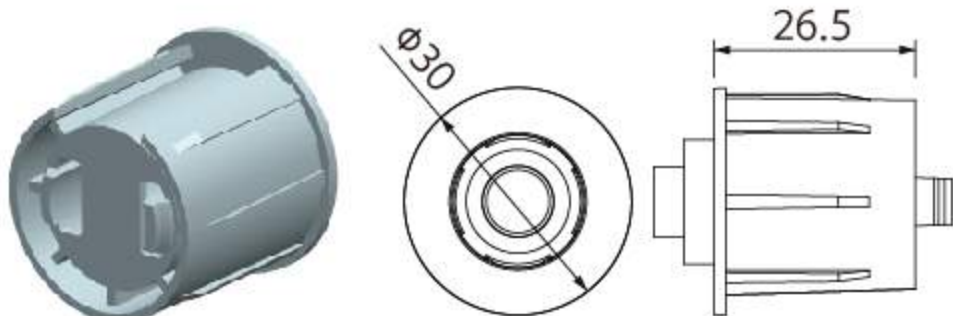
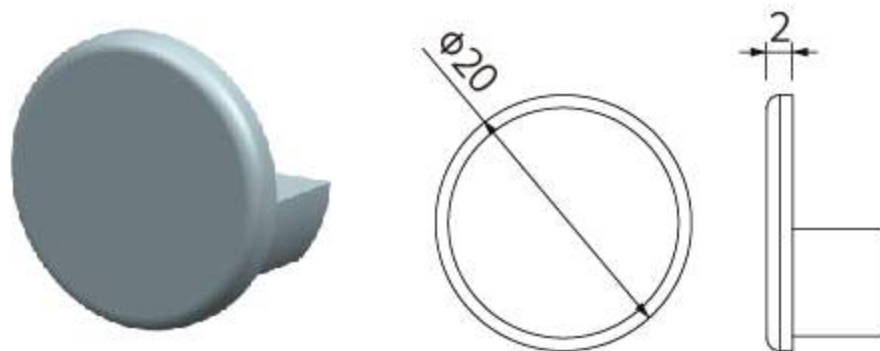
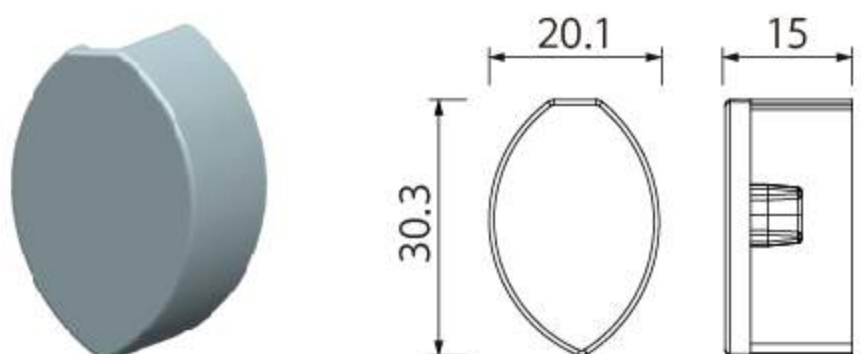
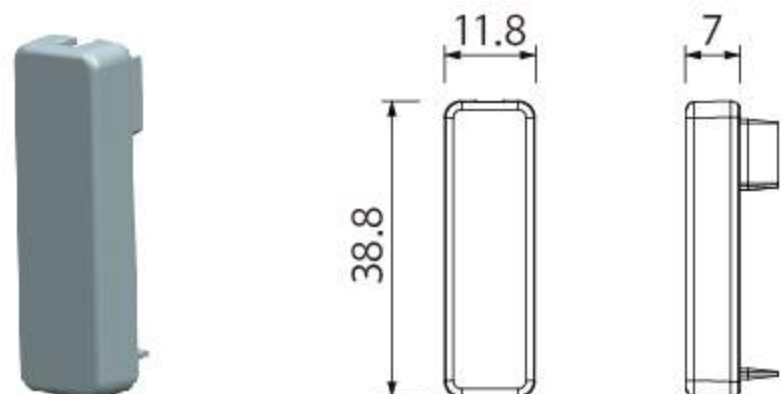
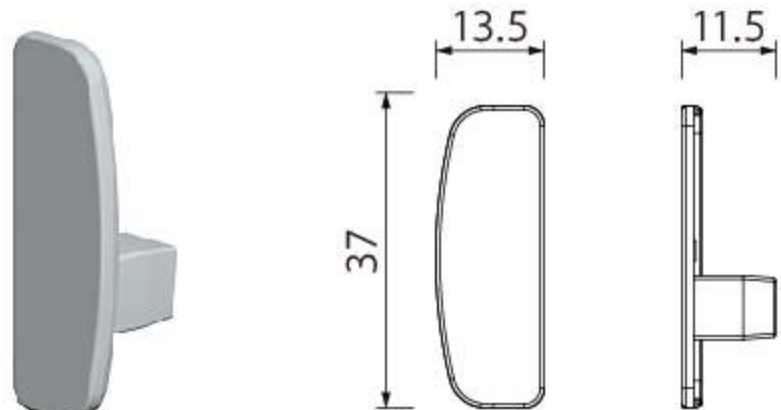
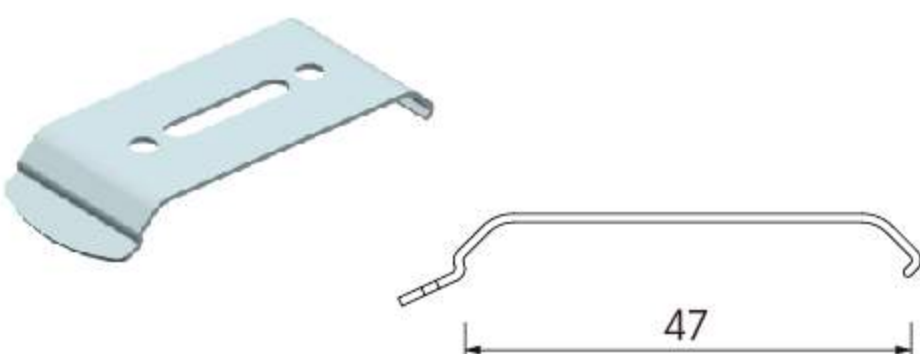
General Roller Blind

Head Rail Type - Item

Aluminium

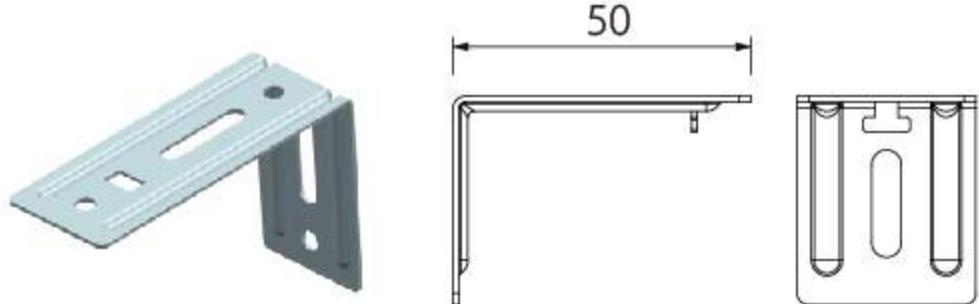
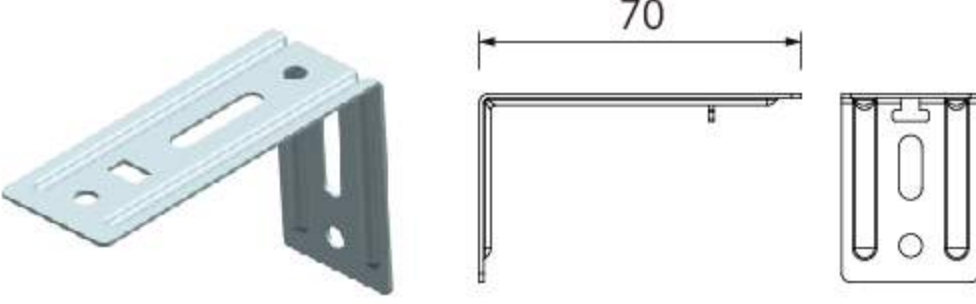



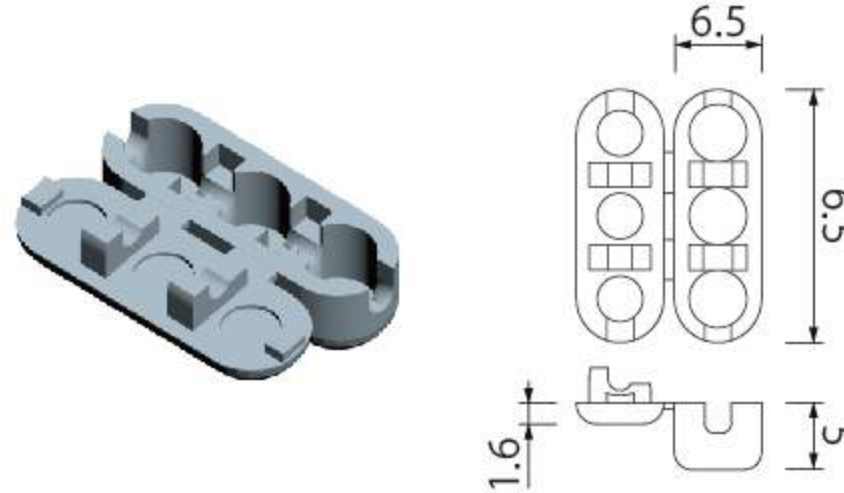
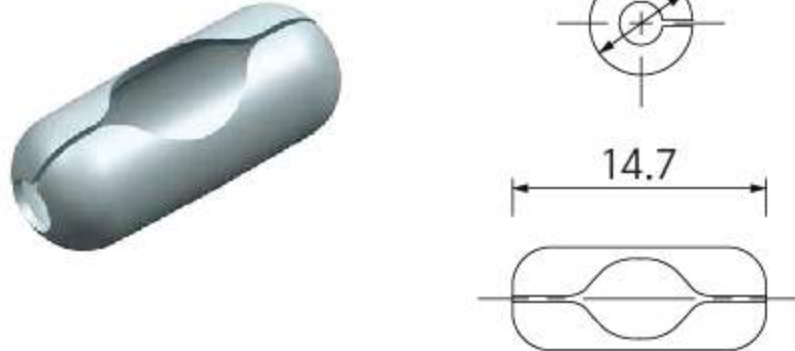

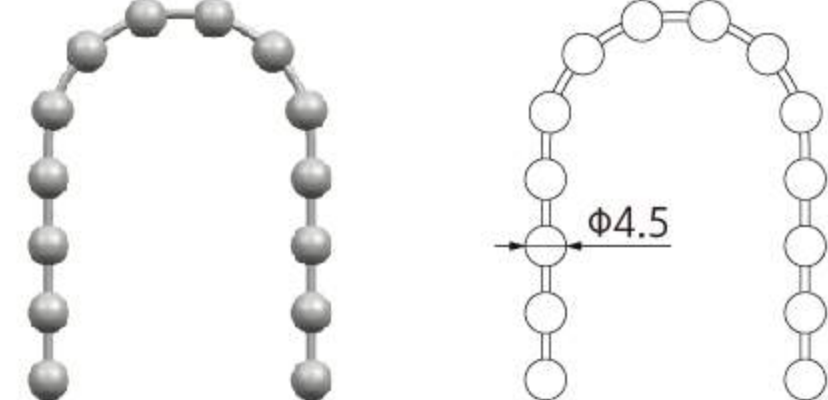
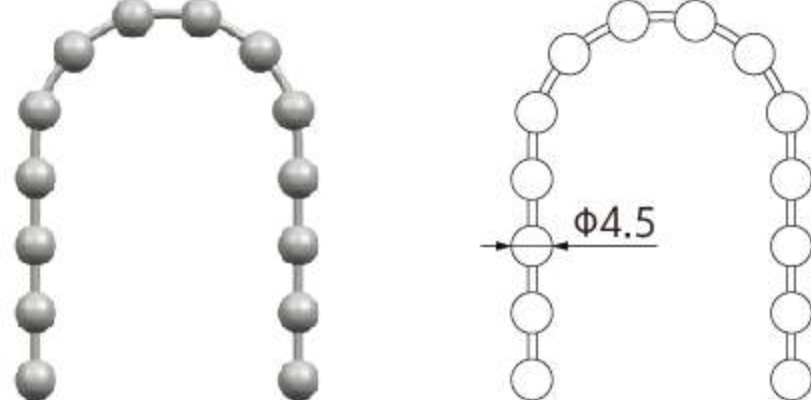
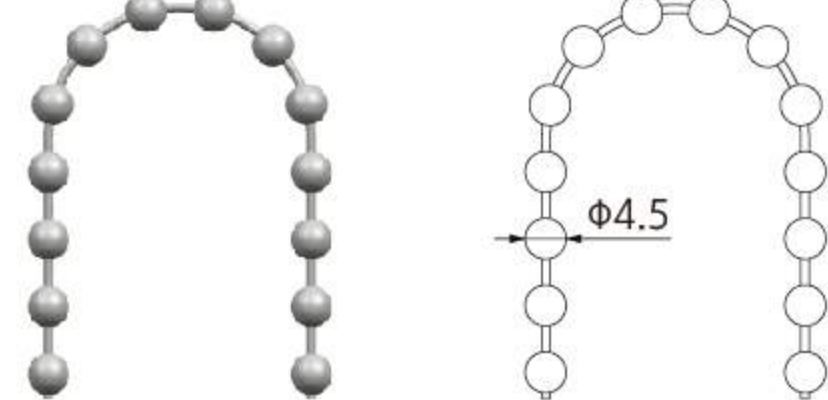
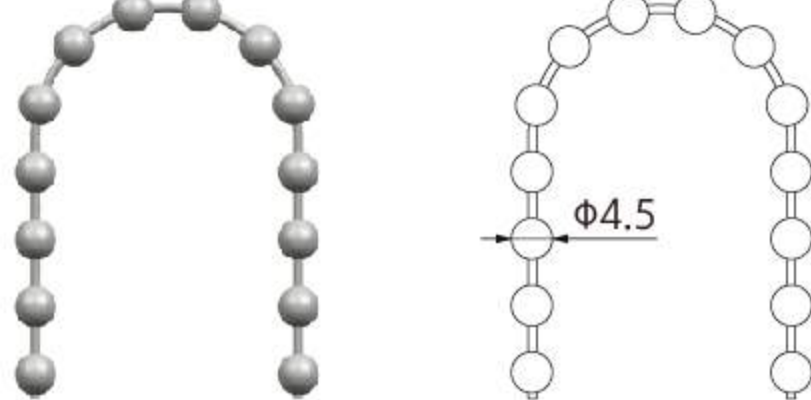
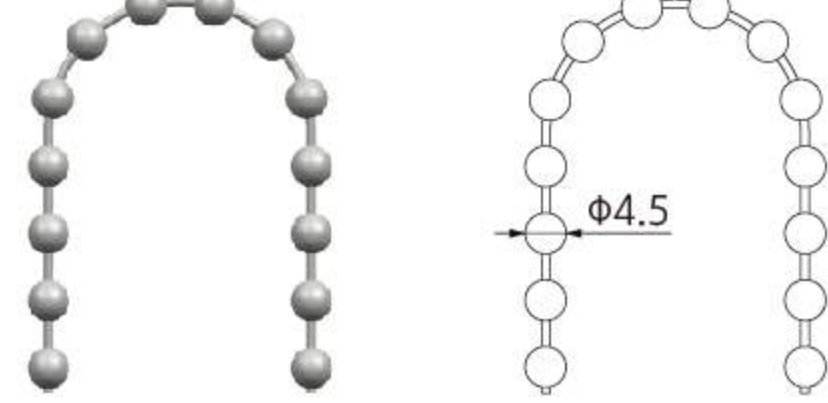
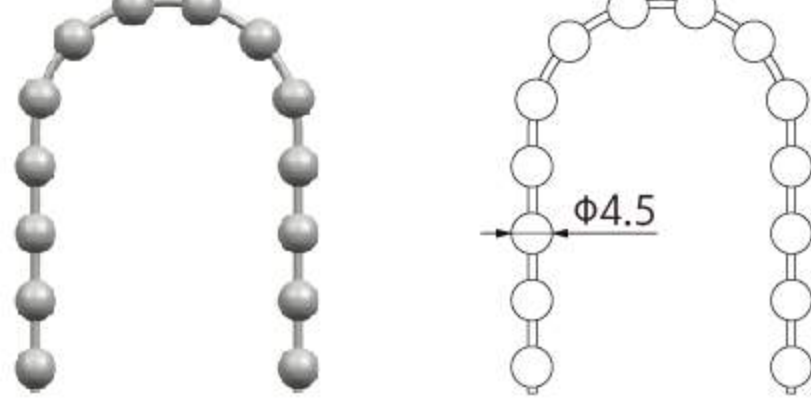
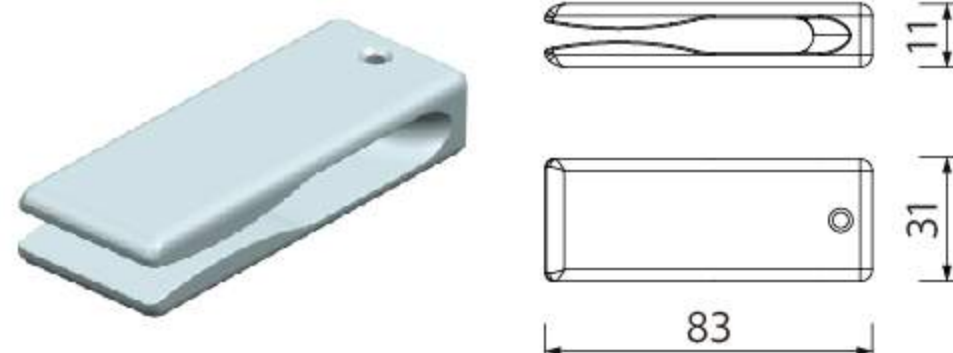
	Head Rail Code: HS-0211-HR Unit : 5.8m Composition : AL
	Fabric Tube (Φ30) Code: HS-0201-FT Unit : 5.8m Composition : AL
	Bottom Rail (Φ20) Code: HS-0205-BT Unit : 5.8m Composition : AL
	Oval Bottom Rail Code: HS-0223-BT Unit : 5.8m Composition : AL
	Slim Square Bottom Rail Code: HS-0226-BT Unit : 5.8m Composition : AL
	D-Type Bottom Rail Code: HS-0258-DBR Unit : 5.8m Composition : AL

Component

	Side Cover Metal (R/L) Code: HS-0308-SB Composition - Steel
	Roll Clutch (Φ30) (Φ4.5 Chain Type) Code: HS-0308-NRC Maximum allowable load : 2kg Composition : PC , Acetal
	End Plug (Φ30) Code: HS-0308-EP Composition : PC
	Bottom Rail End Cap (Φ20) Code: HS-0312-EC Composition : ABS
	Oval Bottom Rail End Cap (R/L) Code: HS-0326-EC Composition : ABS
	Slim Square Bottom Rail End Cap Code: HS-0322-EC Composition : ABS
	D-Type Bottom Rail End Cap (R/L) Code: HS-2003-DBE Composition : ABS
	Roll Clip (47mm) Code: HS-0104-CL Composition : Steel

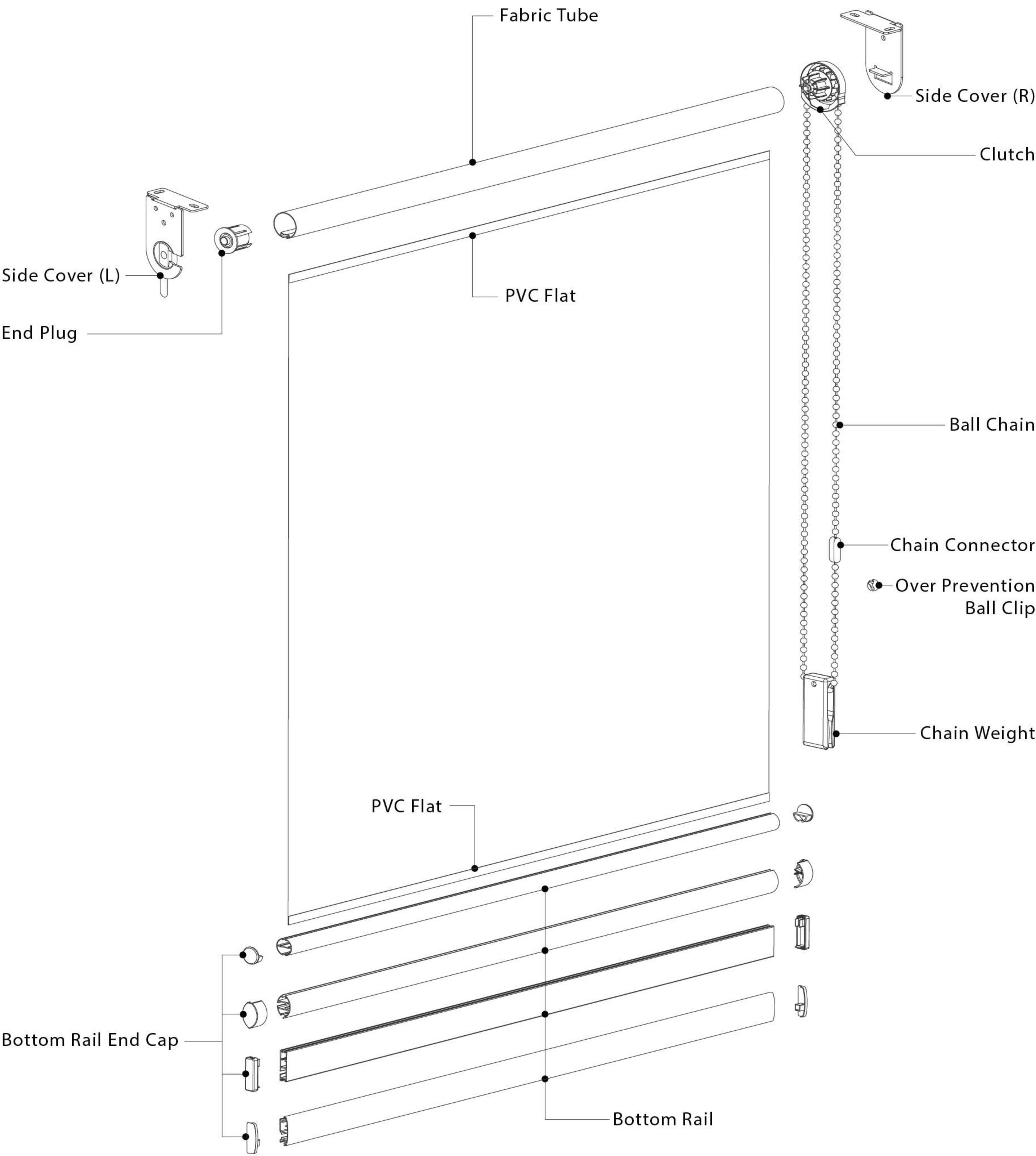
General Roller Blind

Head Rail Type - Item

 <p>L-Bracket (50mm) Code: HS-0107-SB Composition : Steel</p>	 <p>L-Bracket (70mm) Code: HS-0107-LB Composition : Steel</p>
 <p>PVC Flat (9.3mm) Code: HS-0130-PF Cover Rail, Fabric Tube, Square & Slim Square Bottom Rail type Unit : 150meter / Roll</p>	 <p>PVC Flat (13mm) Code: HS-0135-PF Oval Bottom Rail type D-Type Bottom Rail type Unit : 150meter / Roll</p>
 <p>PVC Flat (14.7mm) Code: HS-0131-PF Bottom Rail (Φ20), Unit : 150meter / Roll</p>	 <p>Chain Connector (4.5mm) Code: HS-0346-CN</p>
 <p>Steel Ball Chain Connector Code: HS-0324-BCT Composition : Steel</p>	 <p>Over Prevention Ball Clip (Φ4.5 Chain Type) Code: HS-0344-OC</p>
 <p>Ball Chain White Endless 1.5M (Φ4.5) Code: HS-0401-TC Unit : Piece</p>	 <p>Ball Chain White (Φ4.5) Code: HS-0324-BC Unit : 150m / Roll</p>
 <p>Ball Chain Clear Endless 1.5M (Φ4.5) Code: HS-0401-JCC Unit : Piece</p>	 <p>Ball Chain Clear (Φ4.5) Code: HS-0324-BCC Unit : 150m / Roll</p>
 <p>Stainless Steel Ball Chain Endless 1.5M (Φ4.5) Code: HS-0324-ESBC Unit : Piece</p>	 <p>Stainless Steel Ball Chain (Φ4.5) Code: HS-0324-SBC Unit : 150m / Roll</p>
 <p>Cord / Chain Weight Code: HS-0320-CHD Composition : Acrylic [Customized Logo]</p>	

General Roller Blind

Non Head Rail Type - Drawing And Names



PRODUCT SPECIFICATION : Fabric Pipe Diameter - $\Phi 30, \Phi 38$

Hoisting Load - Maximum 3kg

Operation Method - Ball Chain ($\Phi 4.5$)

General Roller Blind

Non Head Rail Type - Item

Aluminium

	Fabric Tube (Φ30) Code: HS-0201-FT Unit : 5.8m Composition : AL
	Fabric Tube (Φ38) Code: HS-0292-JT38 Unit : 5.8m Composition : AL
	Bottom Rail (Φ20) Code: HS-0205-BT Unit : 5.8m Composition : AL
	Oval Bottom Rail Code: HS-0223-BT Unit : 5.8m Composition : AL
	Slim Square Bottom Rail Code: HS-0226-BT Unit : 5.8m Composition : AL
	D-Type Bottom Rail Code: HS-0258-DBR Unit : 5.8m Composition : AL

Component

	Side Cover Metal (R/L) Code: HS-0308-SBO Composition - Steel
	Roll Clutch (Φ30) (Φ4.5 Chain Type) Code: HS-0308-NRC Maximum allowable load : 2kg Composition : PC , Acetal
	Innowin Clutch (Φ38) Code: HS-0371-TC Maximum allowable load : 3kg Chain : Φ4.5 / Cord : 3.4mm Composition : PC, Acetal
	End Plug (Φ30) Code: HS-0308-EP Composition : PC
	End Plug (Φ38) Code: HS-0309-EP Composition : PC
	Bottom Rail End Cap (Φ20) Code: HS-0312-EC Composition : ABS
	Oval Bottom Rail End Cap (R/L) Code: HS-0326-EC Composition : ABS
	Slim Square Bottom Rail End Cap Code: HS-0322-EC Composition : ABS

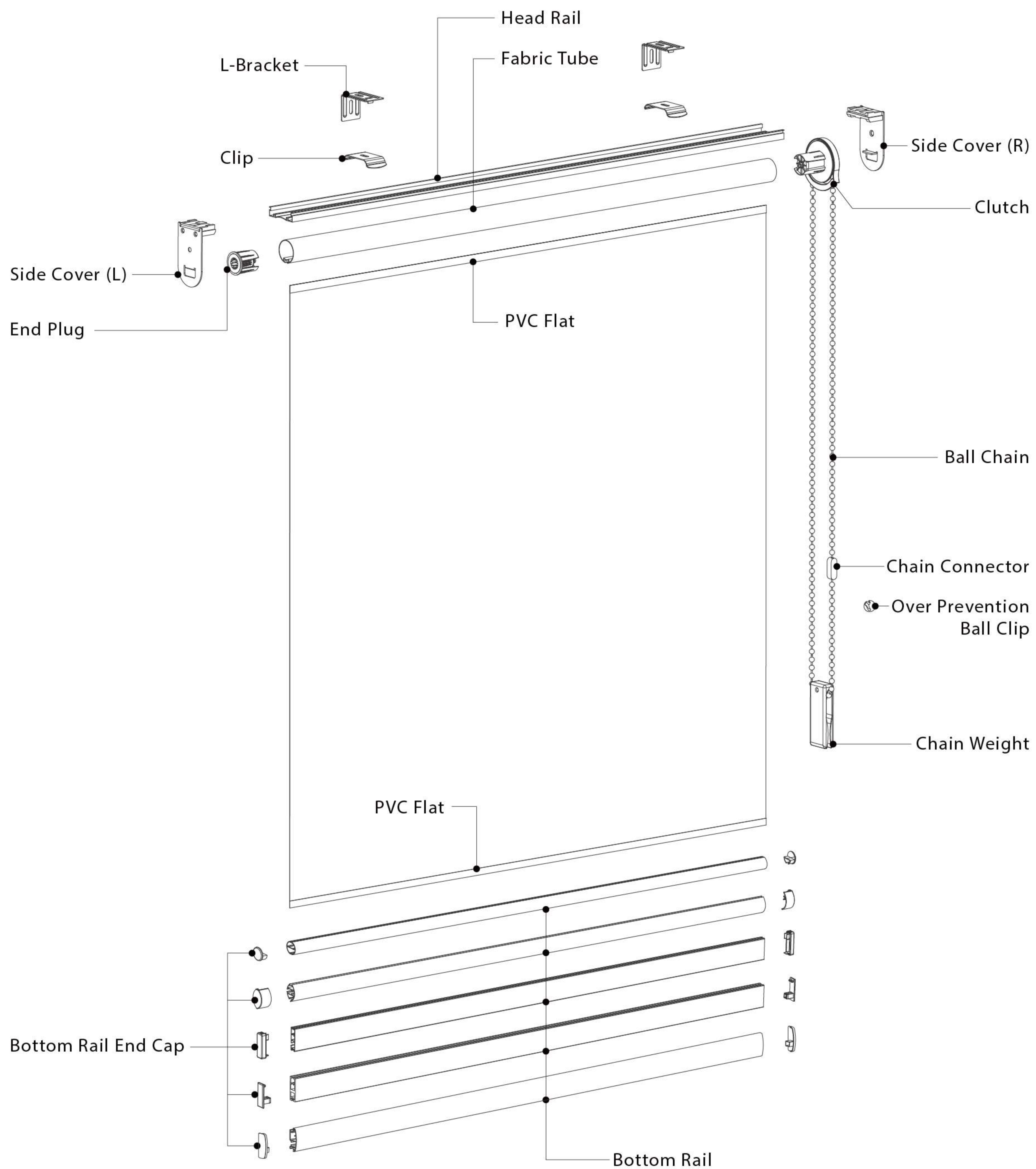
General Roller Blind

Non Head Rail Type - Item

	D-Type Bottom Rail End Cap (R/L) Code: HS-2003-DBE Composition : ABS		PVC Flat (9.3mm) Code: HS-0130-PF Cover Rail, Fabric Tube, Square & Slim Square Bottom Rail type Unit : 150meter / Roll
	PVC Flat (13mm) Code: HS-0135-PF Oval Bottom Rail type D-Type Bottom Rail type Unit : 150meter / Roll		PVC Flat (14.7mm) Code: HS-0131-PF Bottom Rail (Φ20), Unit : 150meter / Roll
	Chain Connector (4.5mm) Code: HS-0346-CN		Steel Ball Chain Connector Code: HS-0324-BCT Composition : Steel
	Over Prevention Ball Clip (Φ4.5 Chain Type) Code: HS-0344-OC		Ball Chain White Endless 1.5M (Φ4.5) Code: HS-0401-TC Unit : Piece
	Ball Chain White (Φ4.5) Code: HS-0324-BC Unit : 150m / Roll		Ball Chain Clear Endless 1.5M (Φ4.5) Code: HS-0401-JCC Unit : Piece
	Ball Chain Clear (Φ4.5) Code: HS-0324-BCC Unit : 150m / Roll		Stainless Steel Ball Chain Endless 1.5M (Φ4.5) Code: HS-0324-ESBC Unit : Piece
	Stainless Steel Ball Chain (Φ4.5) Code: HS-0324-SBC Unit : 150m / Roll		Cord / Chain Weight Code: HS-0320-CHD Composition : Acrylic [Customized Logo]

D-Type Jumbo Roller Blind

Head Rail Type - Drawing And Names



PRODUCT SPECIFICATION : Fabric Pipe Diameter - $\Phi 38, \Phi 47$

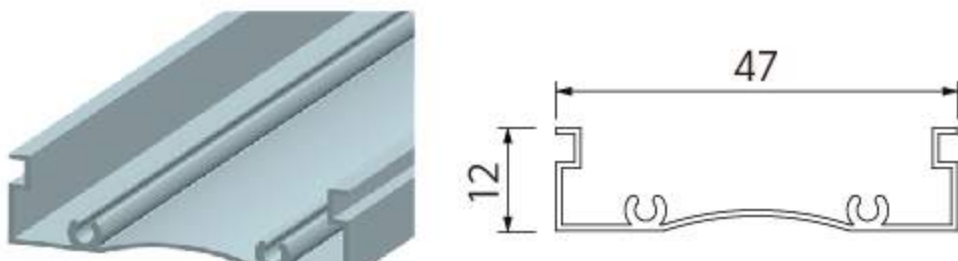
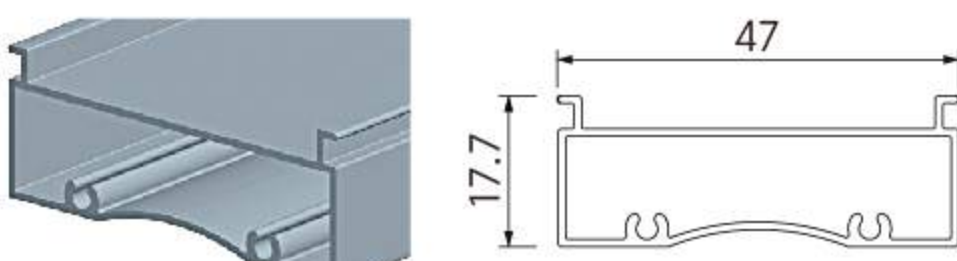

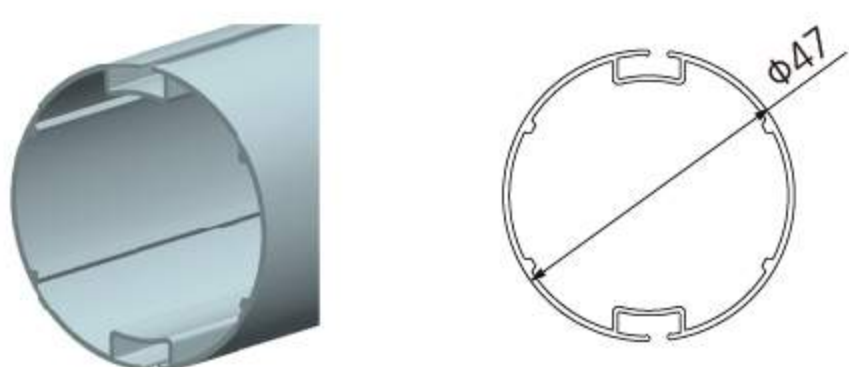
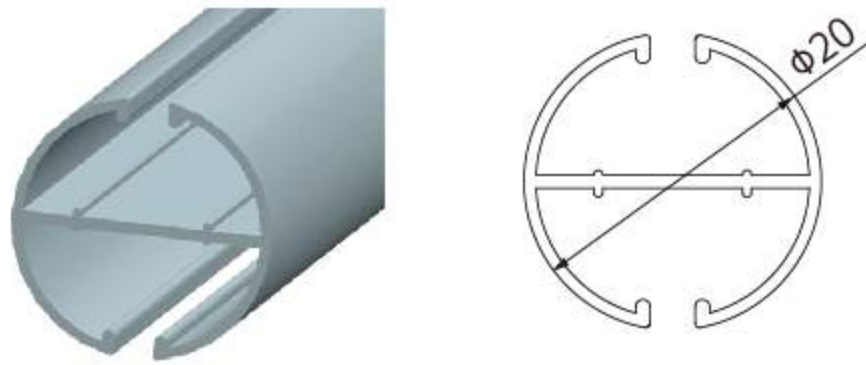
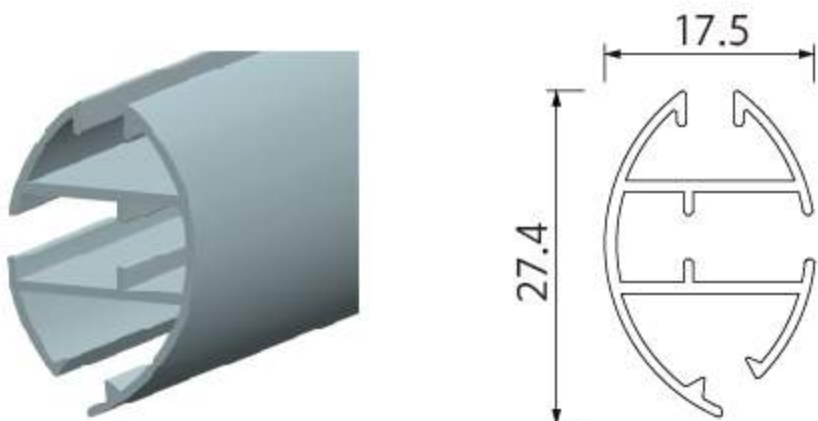

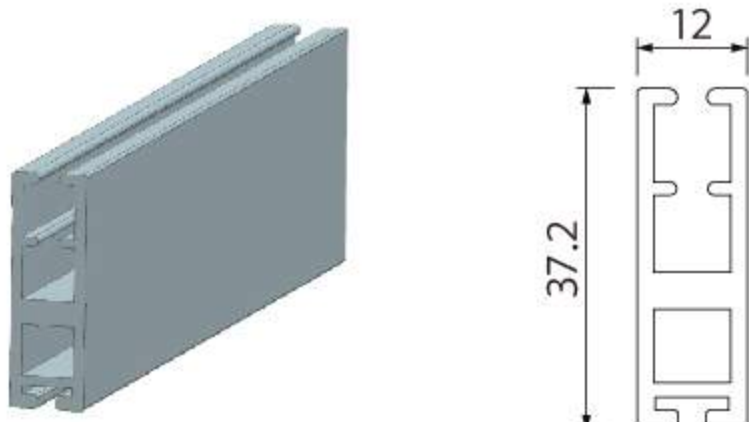

Hoisting Load - Maximum 10kg

Operation Method - Ball Chain ($\Phi 4.5$)

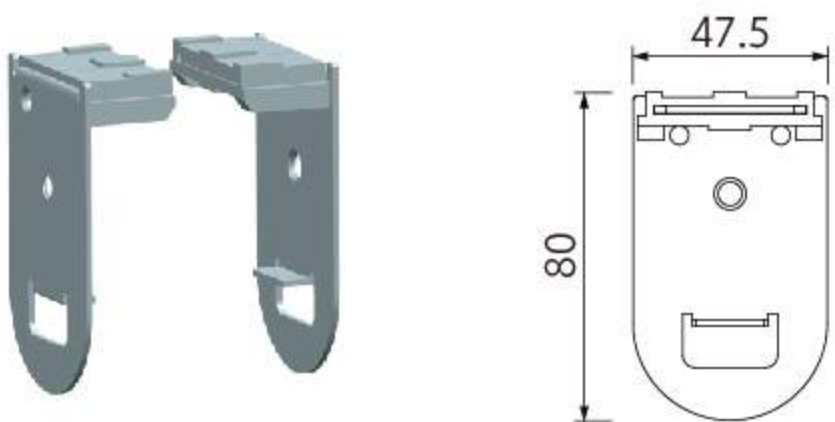
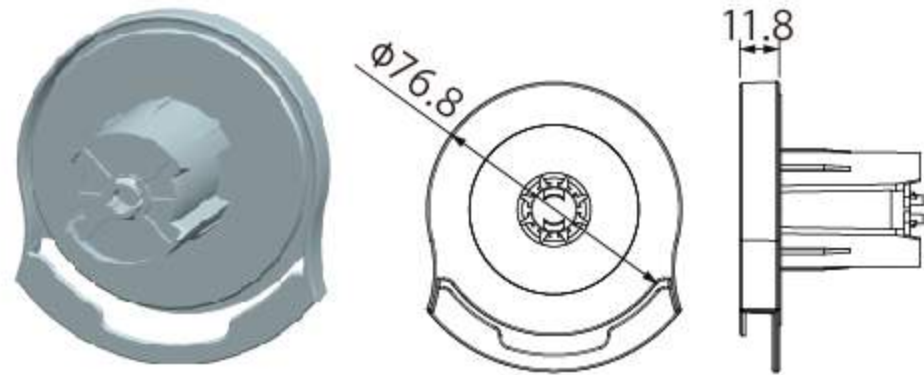
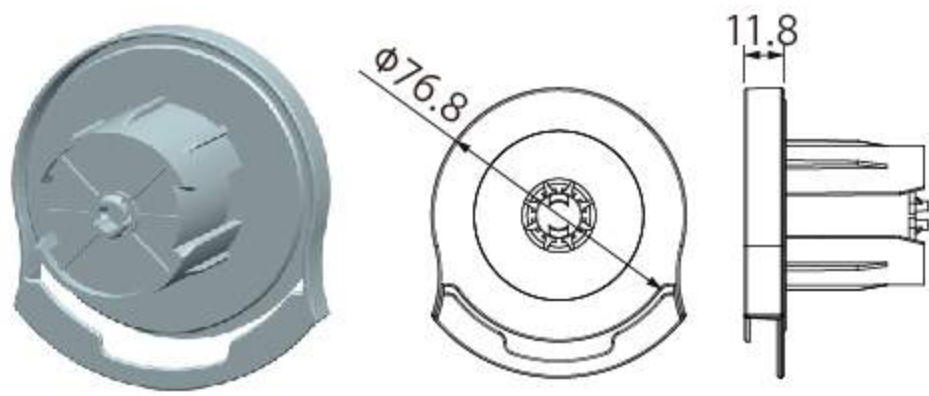
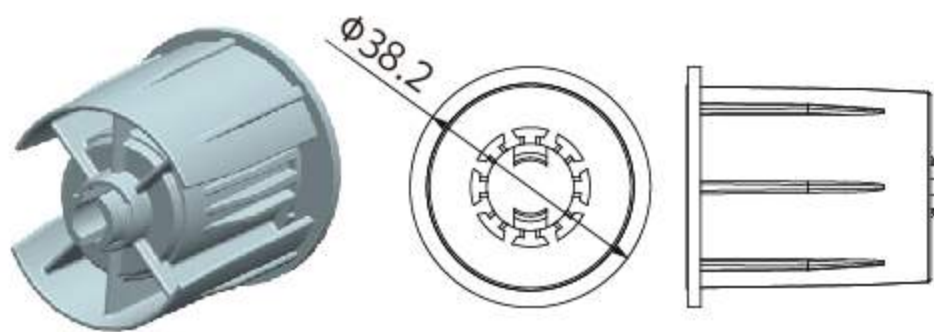
D-Type Jumbo Roller Blind

Head Rail Type - Item

Aluminium

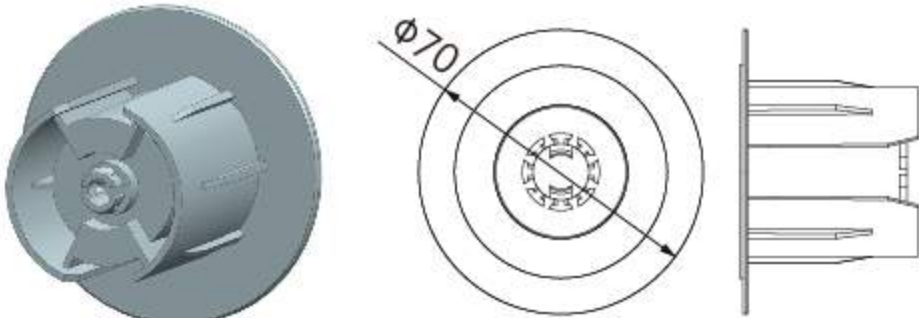
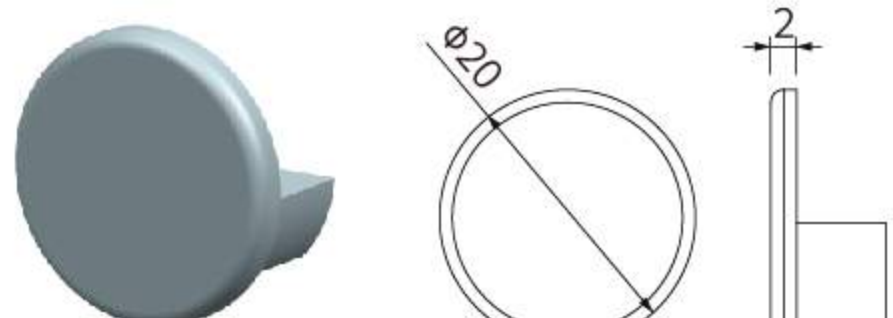
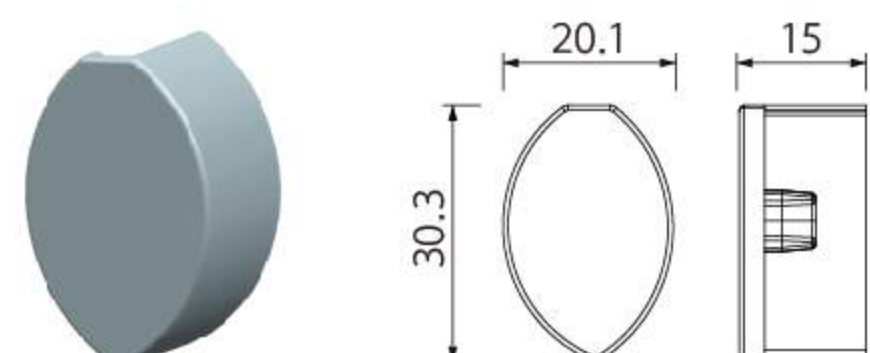
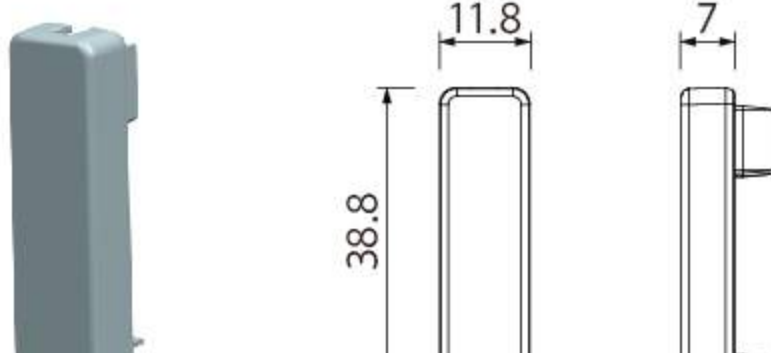
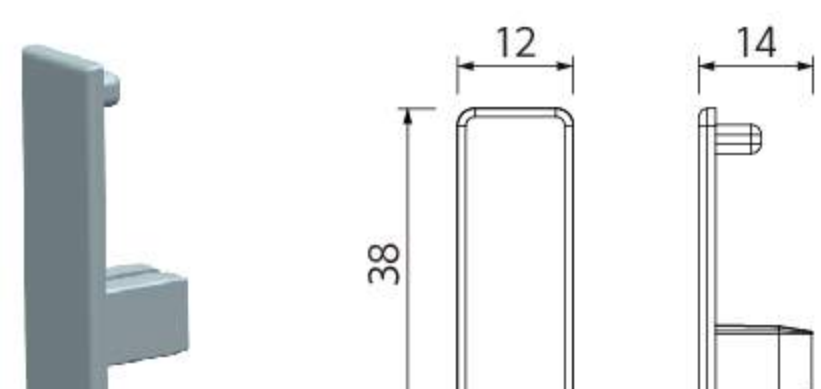
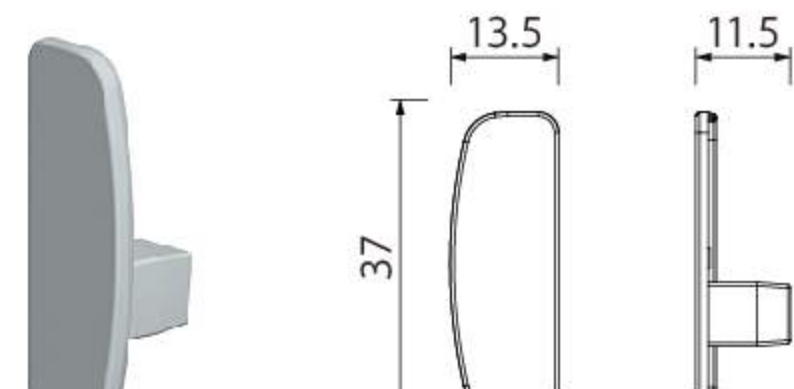
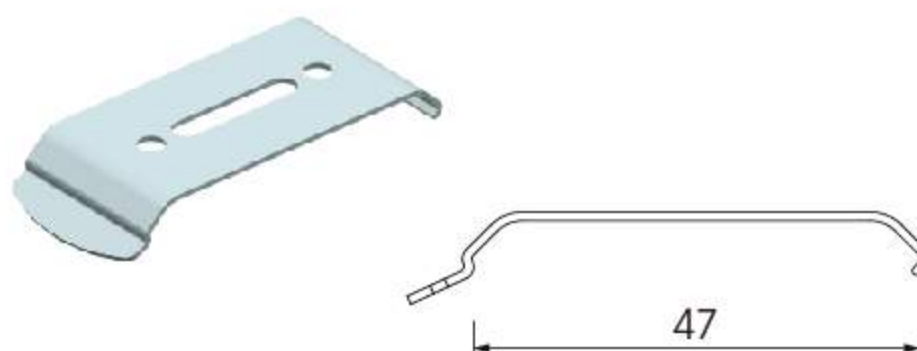
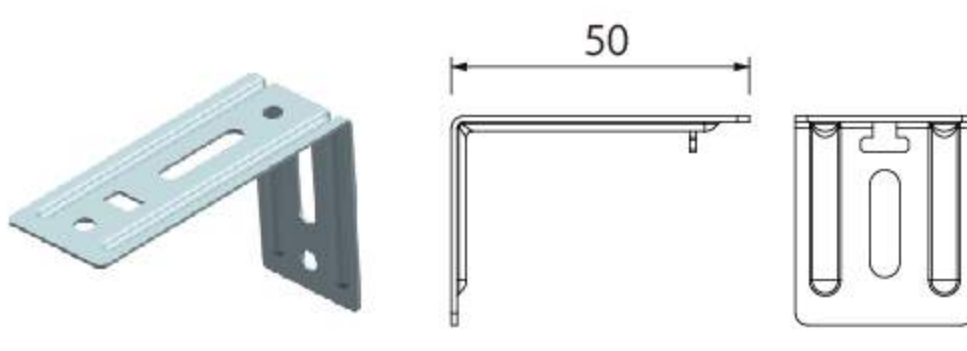
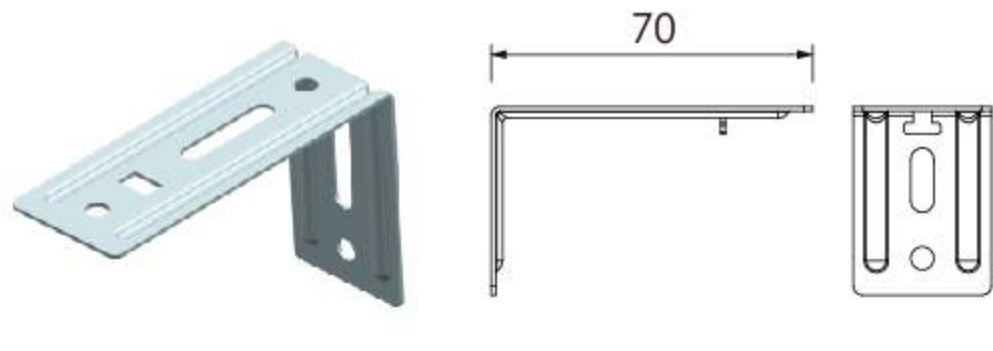
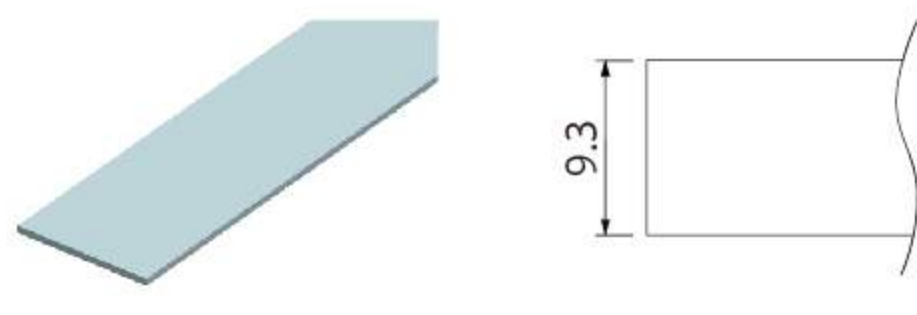
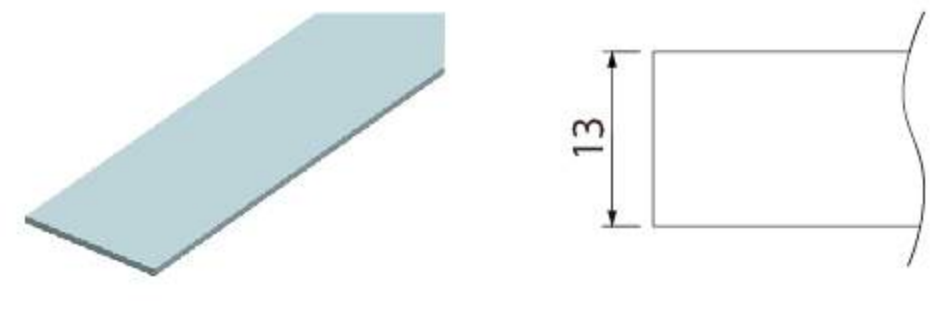
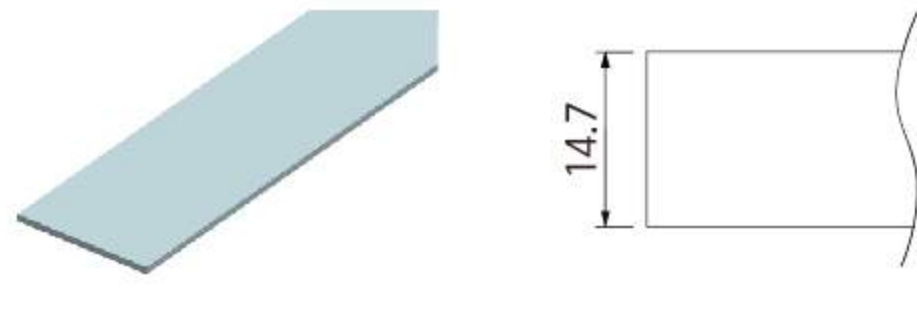
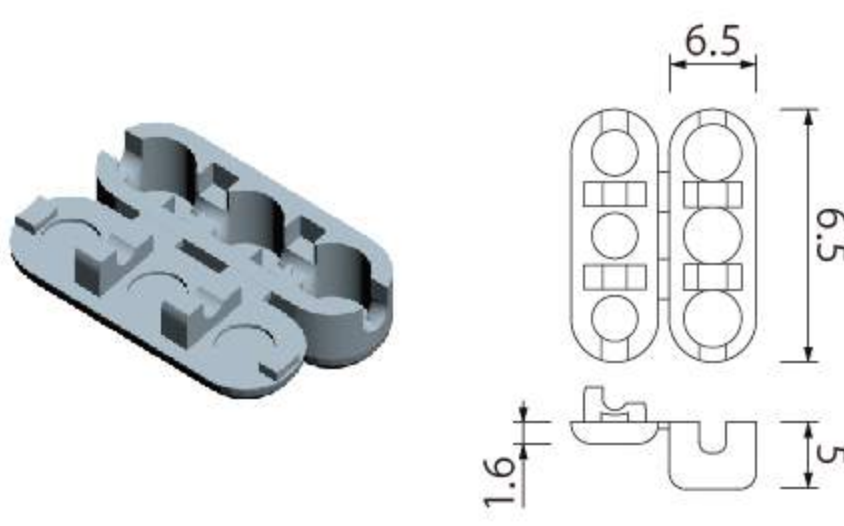
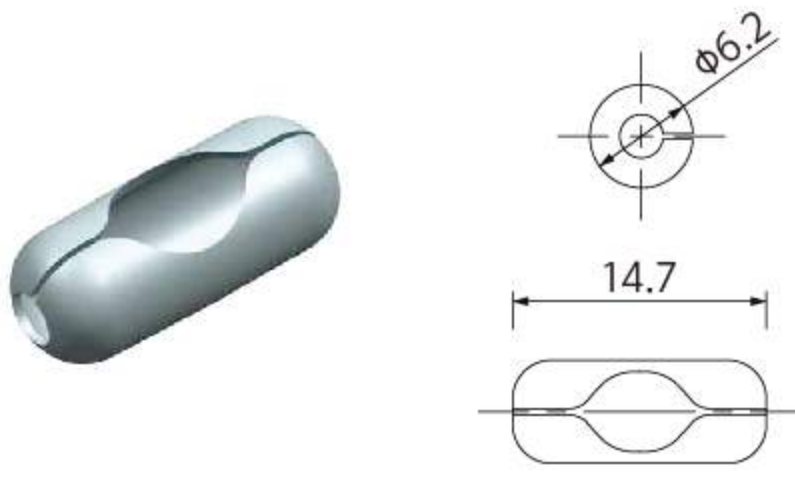

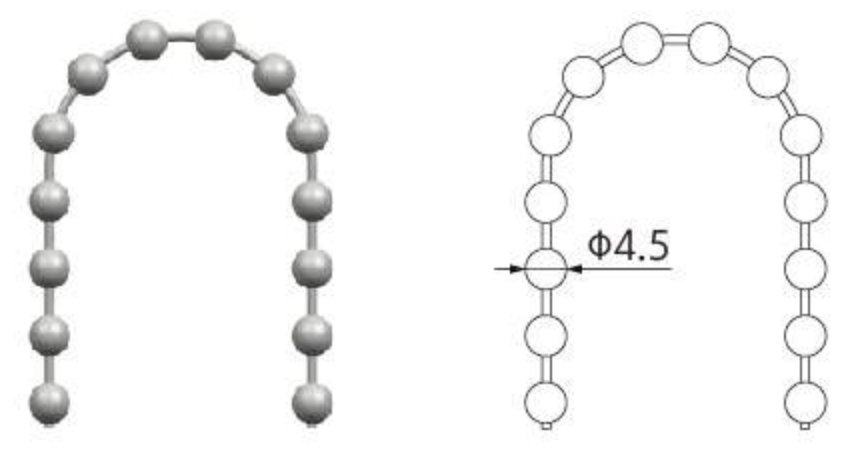
	Head Rail Code: HS-0211-HR Unit : 5.8m Composition : AL
	Double Roller Head Rail 2 Code: HS-0218-HR Unit : 5.8m Composition : AL
	Fabric Tube (Φ38) Code: HS-0292-JT38 Unit : 5.8m Composition : AL
	Fabric Tube (Φ47) Code: HS-0229-FT Unit : 5.8m Composition : AL
	Bottom Rail (Φ20) Code: HS-0205-BT Unit : 5.8m Composition : AL
	Oval Bottom Rail Code: HS-0223-BT Unit : 5.8m Composition : AL
	Slim Square Bottom Rail Code: HS-0226-BT Unit : 5.8m Composition : AL
	Square Bottom Rail Code: HS-0225-BT Unit : 5.8m Composition : AL
	D-Type Bottom Rail Code: HS-0258-DBR Unit : 5.8m Composition : AL

Component

	D-Type Side Cover Metal (R/L) Code: HS-0308-SB Composition : Steel
	Gear 2X Clutch (Φ38) (Φ4.5 Chain Type) Code: HS-0371-GC4 Maximum allowable load : 10kg Reduction ratio : [1 : 1.8] Composition : PC , Acetal
	Gear 2X Clutch (Φ47) (Φ4.5 Chain Type) Code: HS-0371-G47 Maximum allowable load : 10kg Reduction ratio : [1 : 1.8] Composition : PC , Acetal
	2X Clutch end plug (Φ38) Code: HS-0372-GEP Composition : PC

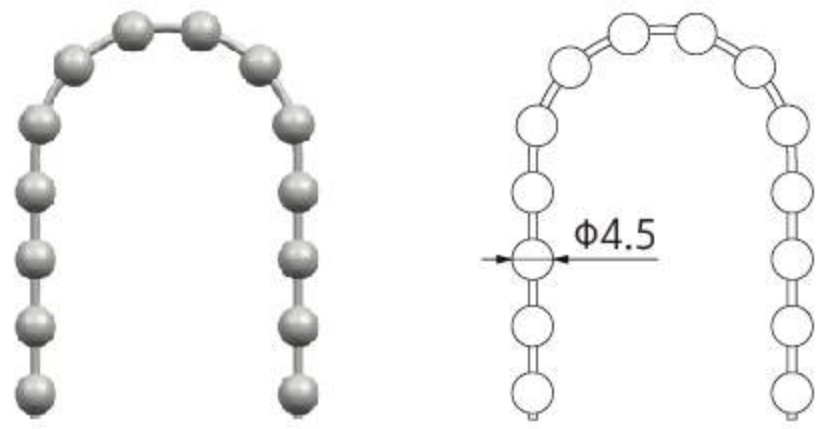
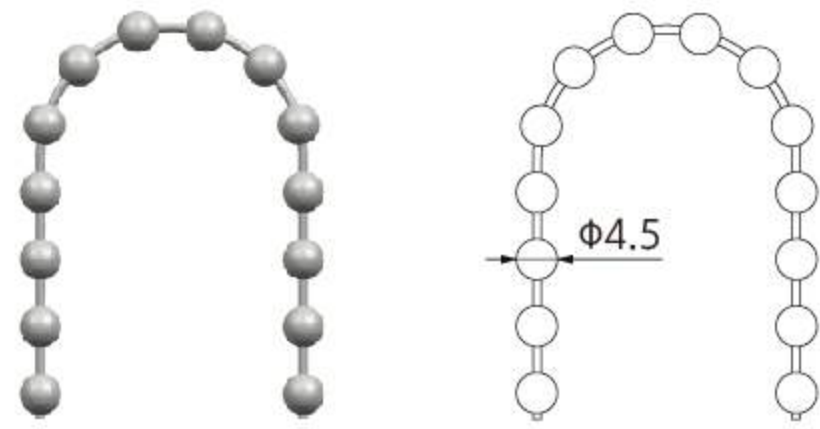
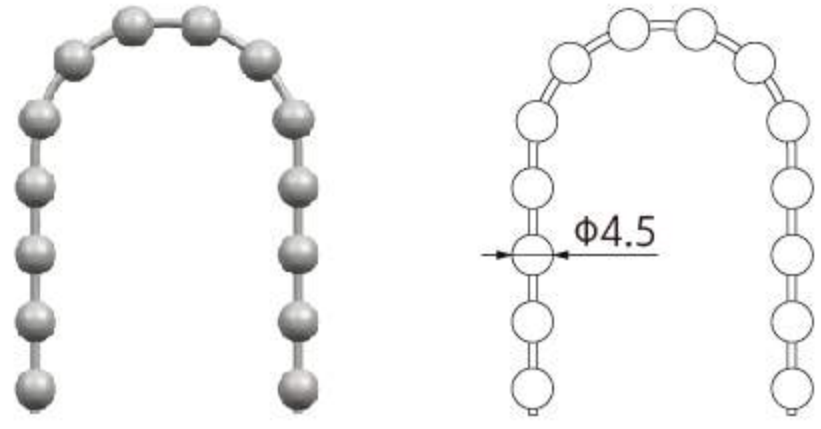
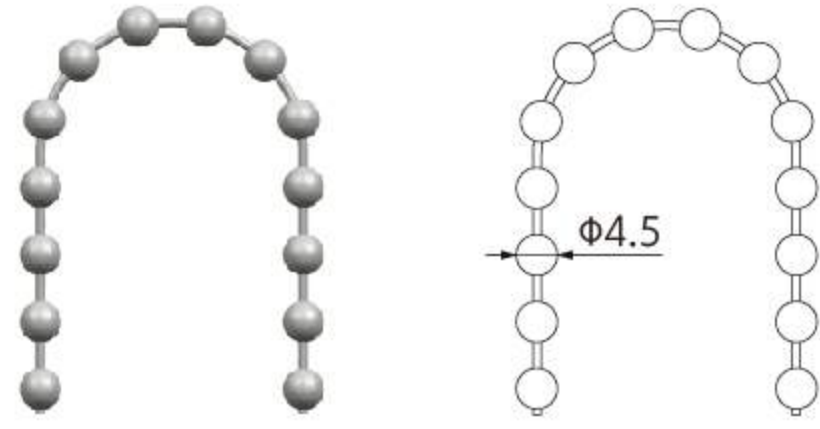
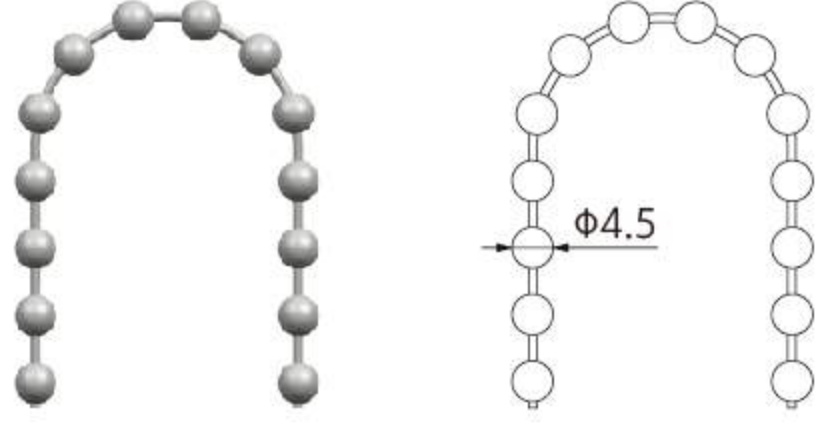
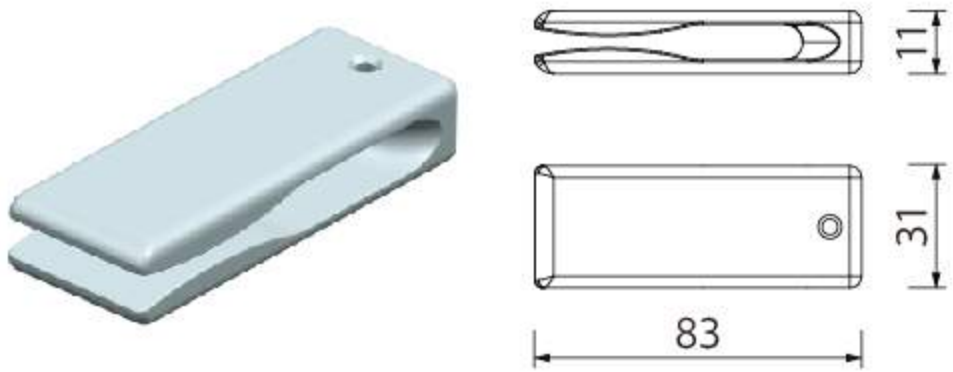
D-Type Jumbo Roller Blind

Head Rail Type - Item

 <p>2X Clutch end plug (Φ47) Code: HS-0371-GEP47 Composition : PC</p>	 <p>Bottom Rail End Cap (Φ20) Code: HS-0312-EC Composition : ABS</p>
 <p>Oval Bottom Rail End Cap (R/L) Code: HS-0326-EC Composition : ABS</p>	 <p>Slim Square Bottom Rail End Cap Code: HS-0322-EC Composition : ABS</p>
 <p>Square Bottom Rail End Cap Code: HS-0321-EC Composition : ABS</p>	 <p>D-Type Bottom Rail End Cap (R/L) Code: HS-2003-DBE Composition : ABS</p>
 <p>Roll Clip (47mm) Code: HS-0104-CL Composition : Steel</p>	 <p>L-Bracket (50mm) Code: HS-0107-SB Composition : Steel</p>
 <p>L-Bracket (70mm) Code: HS-0107-LB Composition : Steel</p>	 <p>PVC Flat (9.3mm) Code: HS-0130-PF Cover Rail, Fabric Tube, Square & Slim Square Bottom Rail type Unit : 150meter / Roll</p>
 <p>PVC Flat (13mm) Code: HS-0135-PF Oval Bottom Rail type D-Type Bottom Rail type Unit : 150meter / Roll</p>	 <p>PVC Flat (14.7mm) Code: HS-0131-PF Bottom Rail (Φ20), Unit : 150meter / Roll</p>
 <p>Chain Connector (4.5mm) Code: HS-0346-CN</p>	 <p>Steel Ball Chain Connector Code: HS-0324-BCT Composition : Steel</p>
 <p>Over Prevention Ball Clip (Φ4.5 Chain Type) Code: HS-0344-OC</p>	 <p>Ball Chain White Endless 1.5M (Φ4.5) Code: HS-0401-TC Unit : Piece</p>

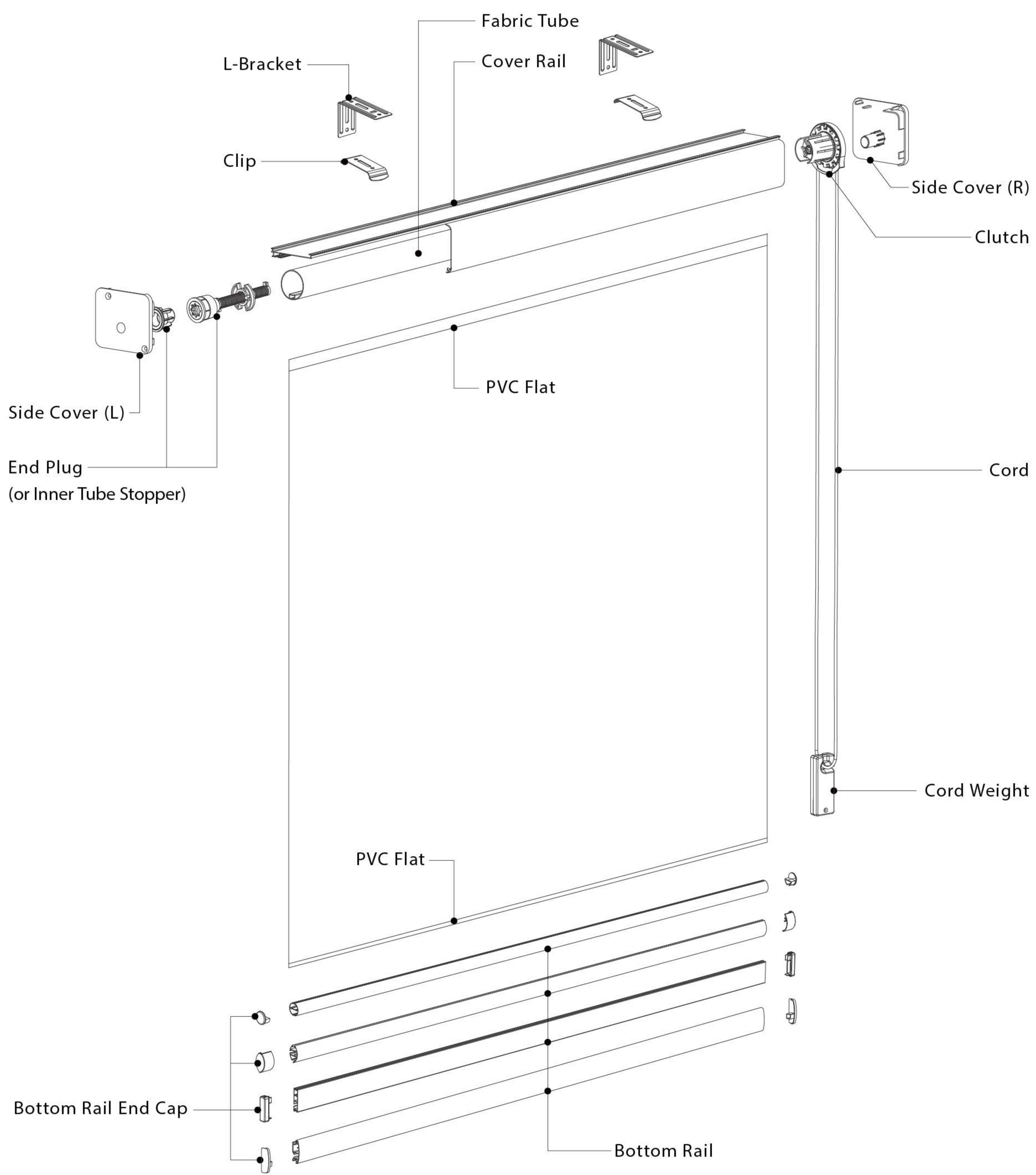
D-Type Jumbo Roller Blind

Head Rail Type - Item

	Ball Chain White (Φ4.5) Code: HS-0324-BC Unit : 150m / Roll
	Ball Chain Clear Endless 1.5M (Φ4.5) Code: HS-0401-JCC Unit : Piece
	Ball Chain Clear (Φ4.5) Code: HS-0324-BCC Unit : 150m / Roll
	Stainless Steel Ball Chain Endless 1.5M (Φ4.5) Code: HS-0324-ESBC Unit : Piece
	Stainless Steel Ball Chain (Φ4.5) Code: HS-0324-SBC Unit : 150m / Roll
	Cord / Chain Weight Code: HS-0320-CHD Composition : Acrylic [Customized Logo]

General Roller Blind

Cover Type - Drawing And Names



PRODUCT SPECIFICATION : Fabric Pipe Diameter - $\Phi 30, \Phi 38$

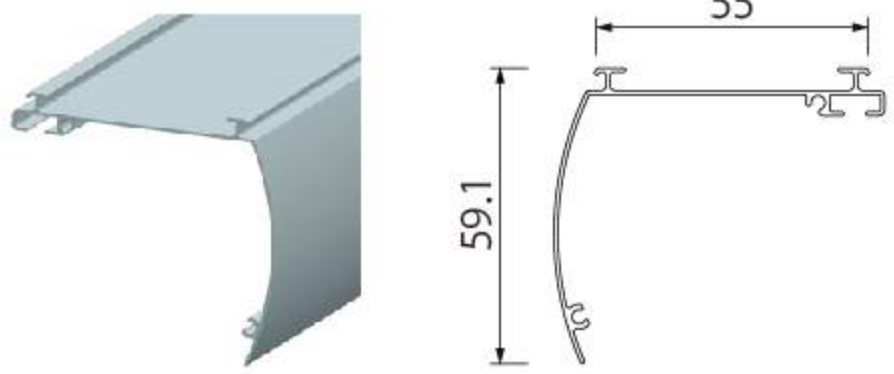
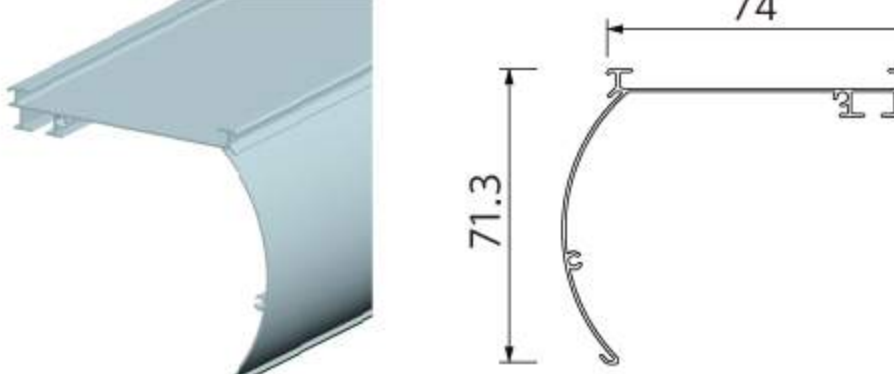
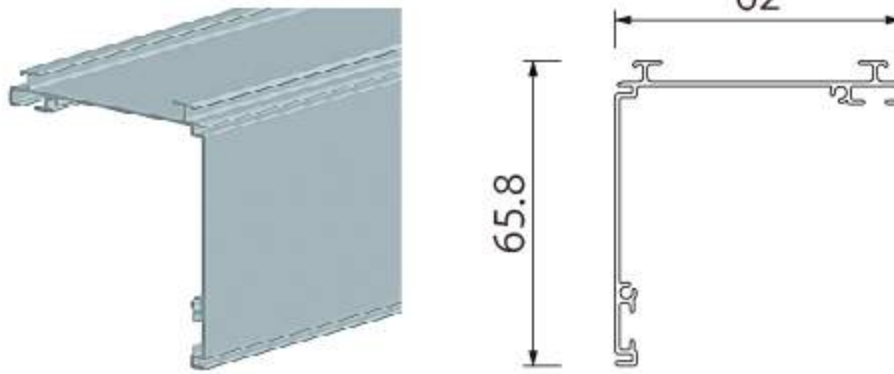
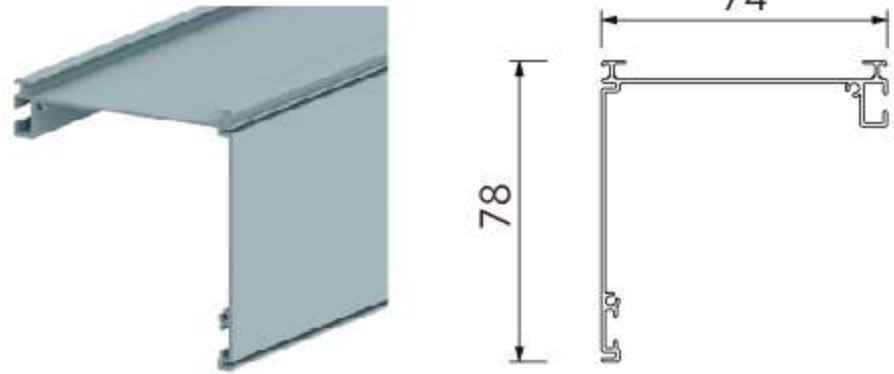
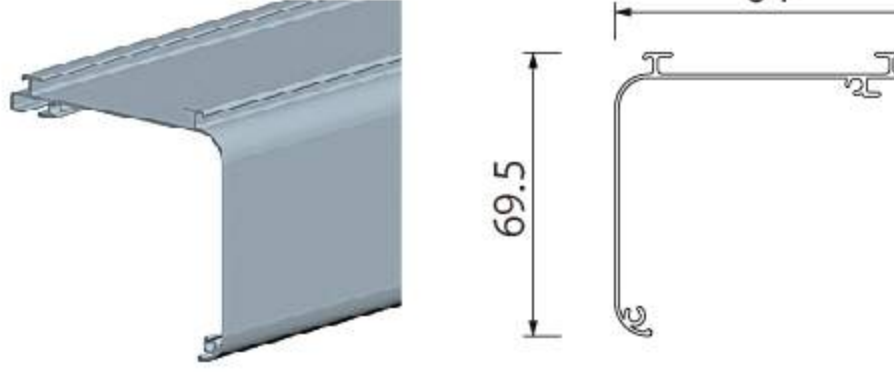

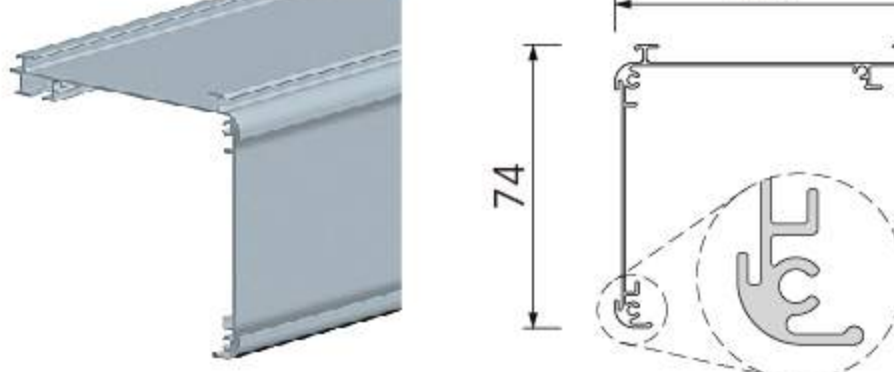
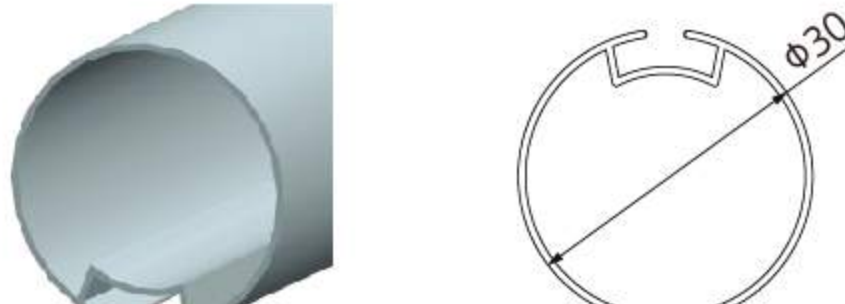
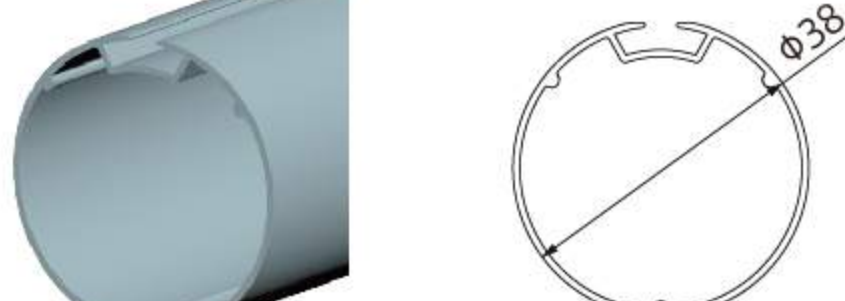
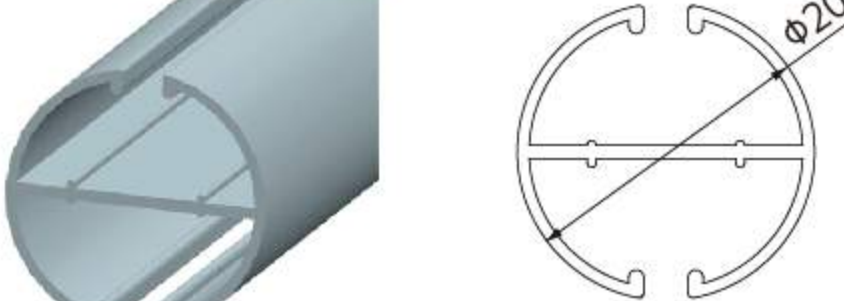



Hoisting Load - Maximum 3kg

Operation Method - Ball Chain ($\Phi 4.5$), Cord($\Phi 3.4$)

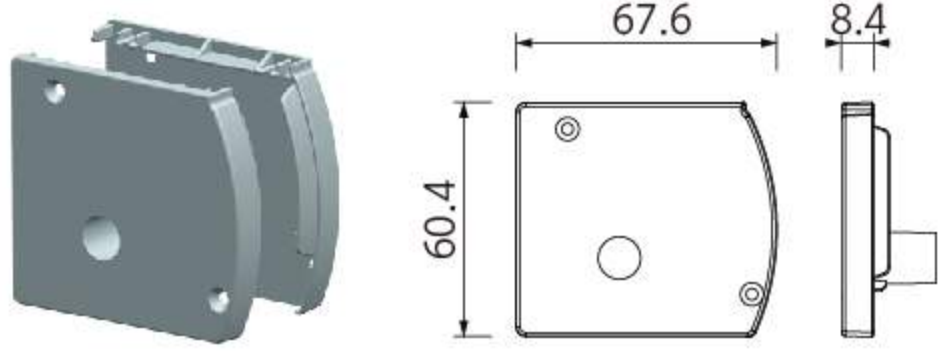
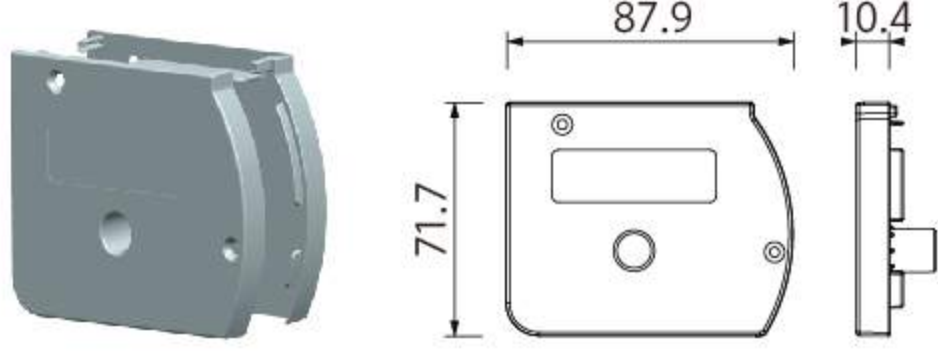
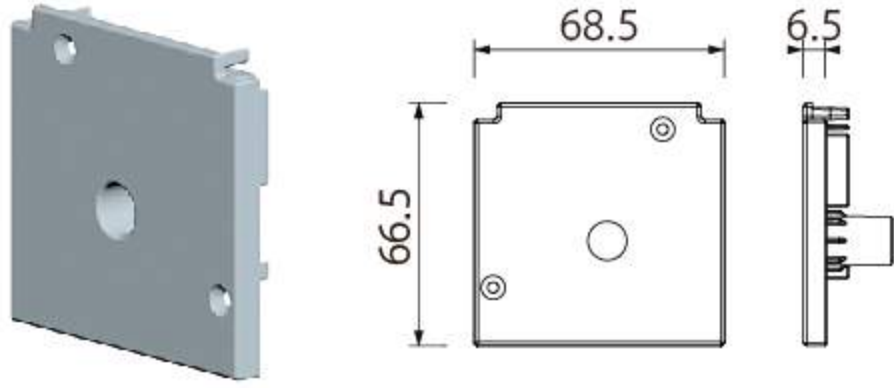
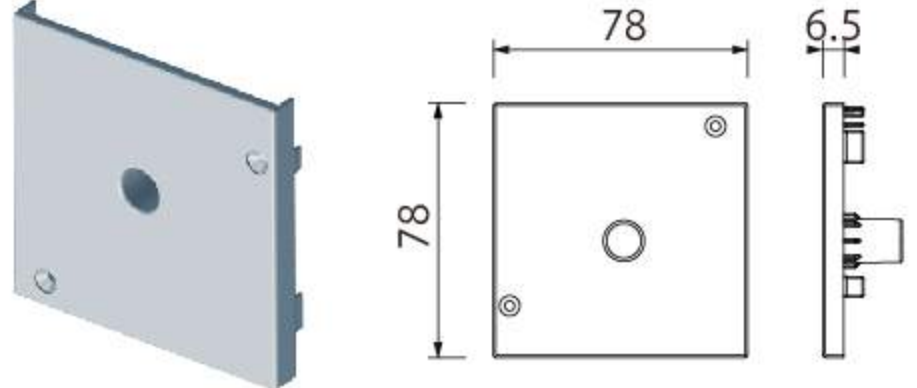
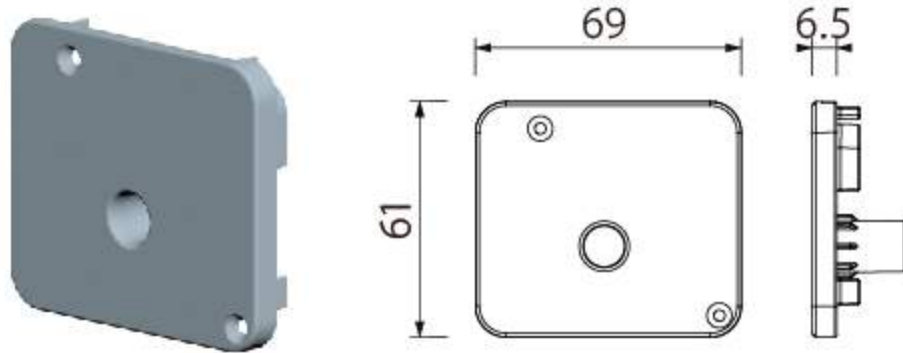
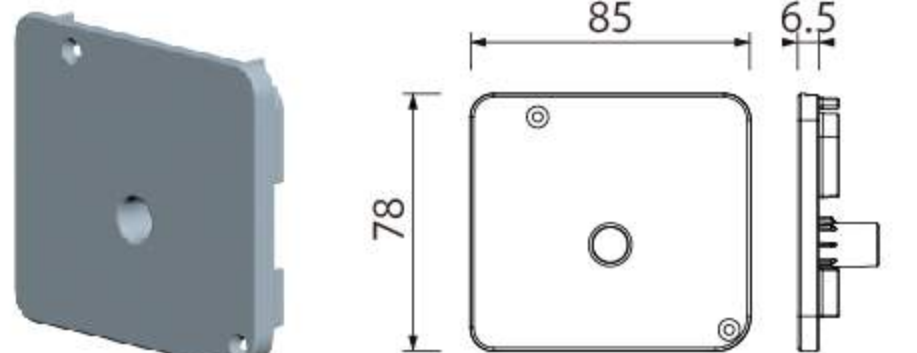
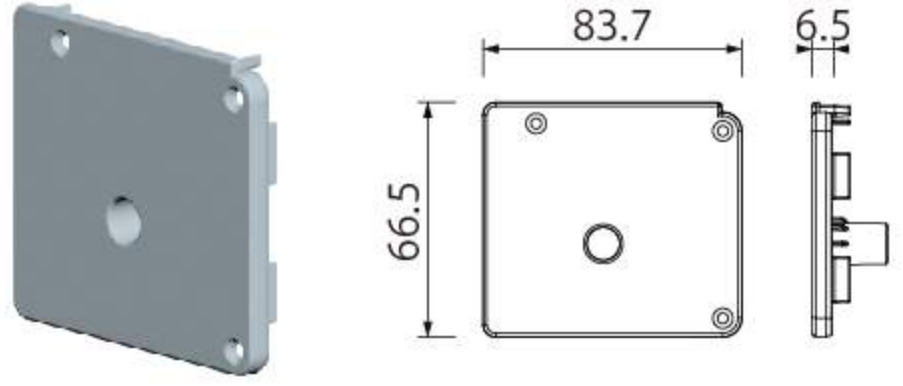
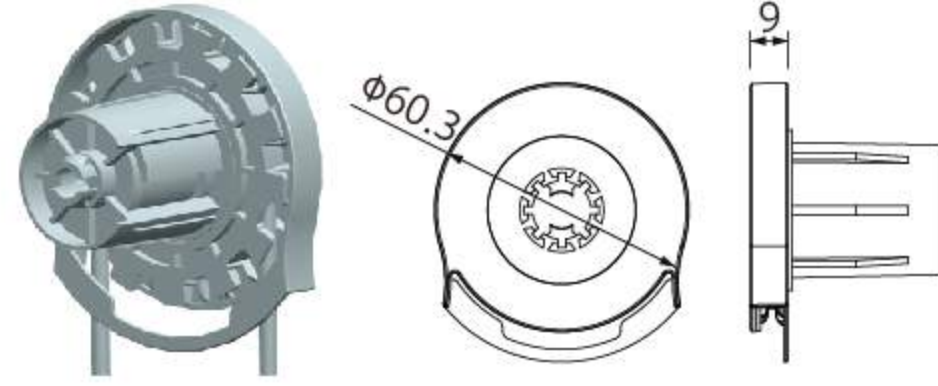
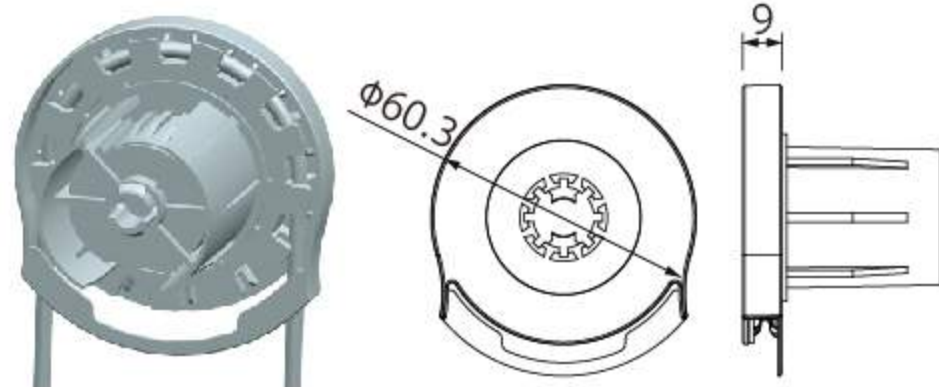
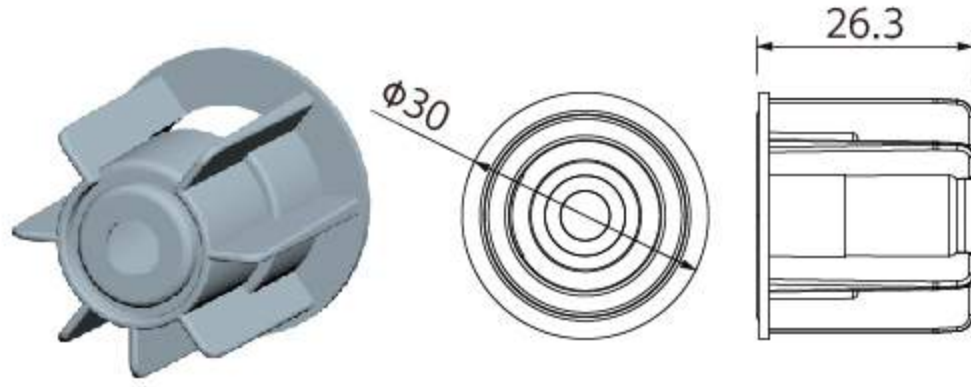
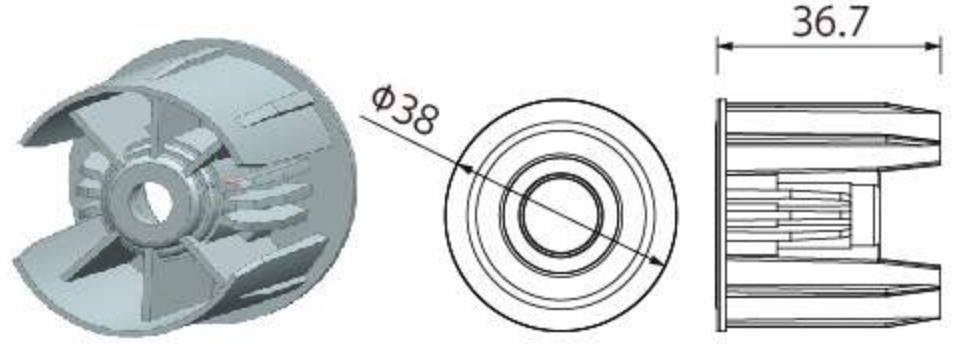
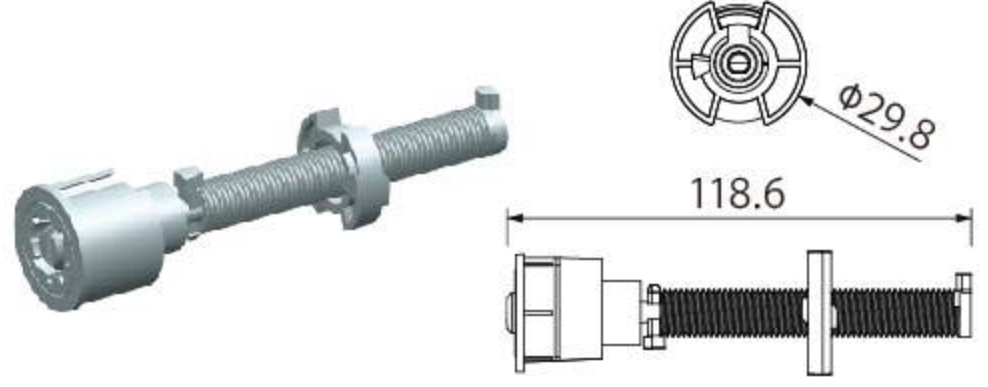
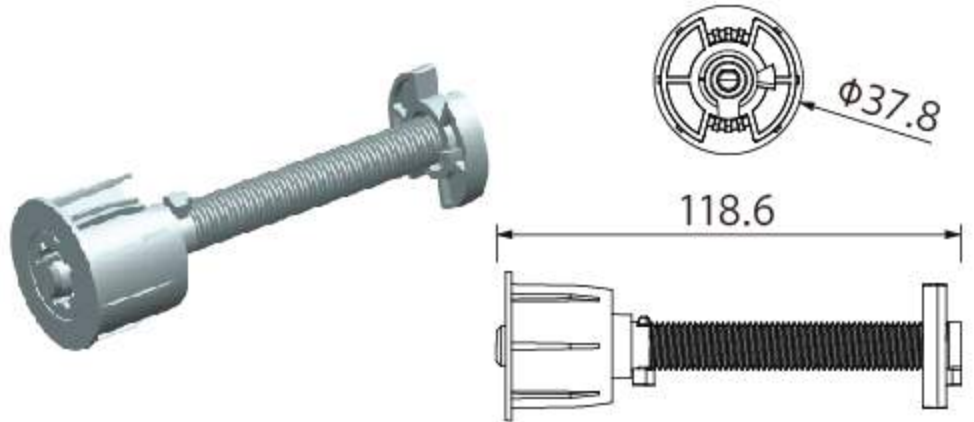
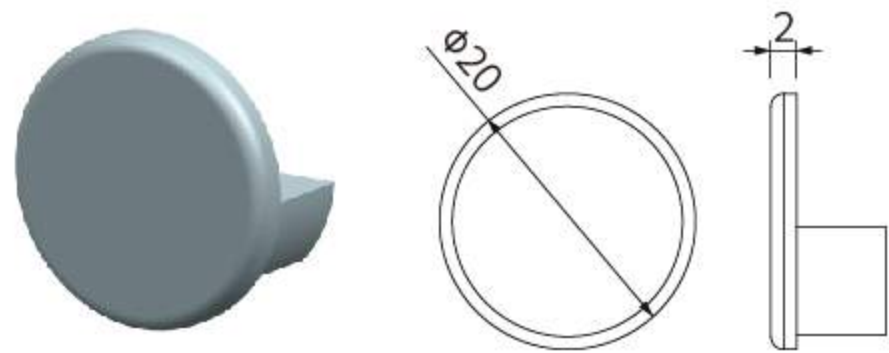
General Roller Blind

Cover Type - Item

Aluminium

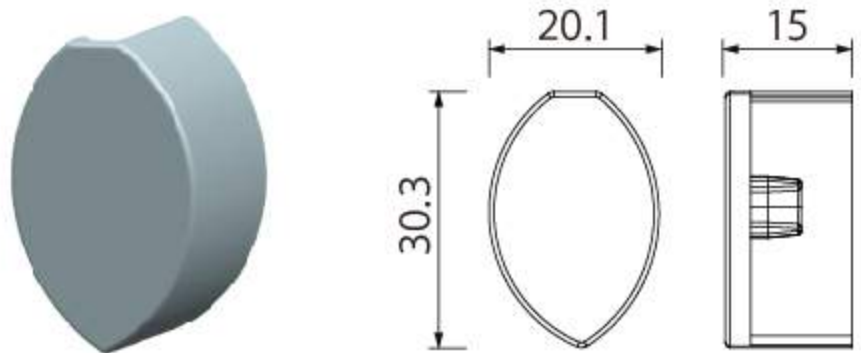
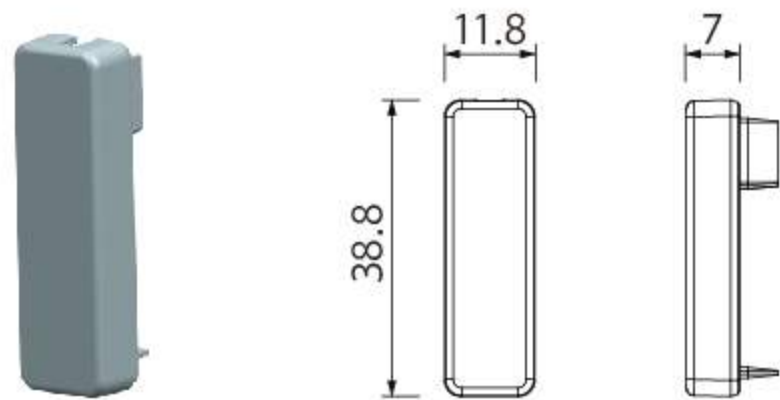
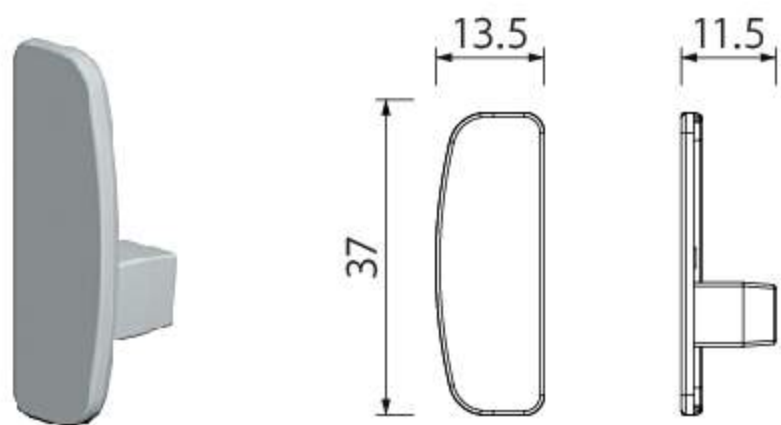
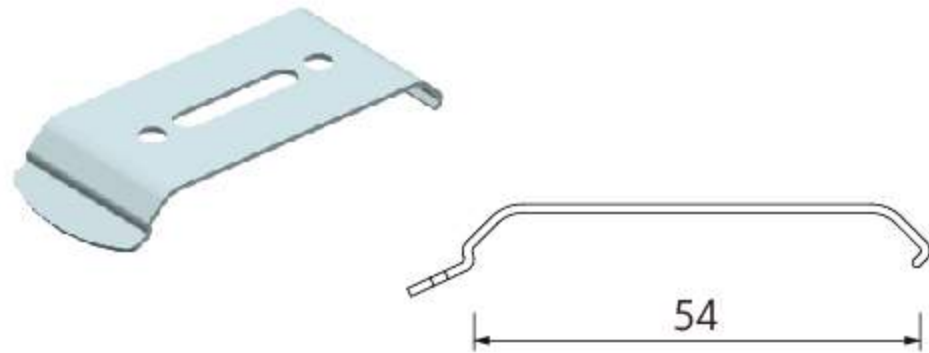
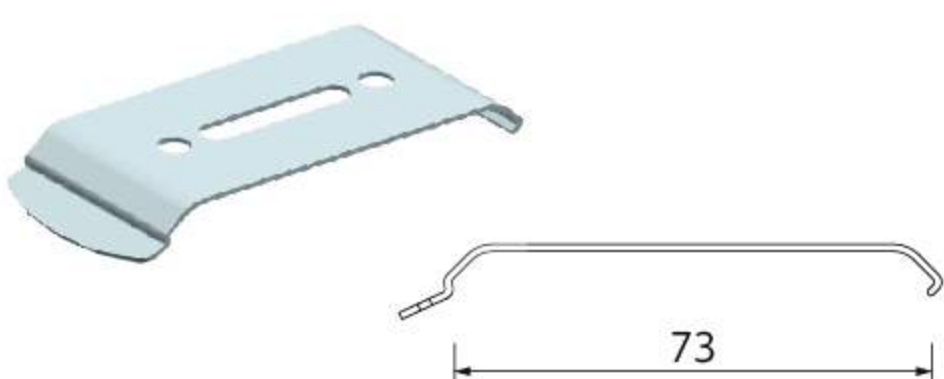
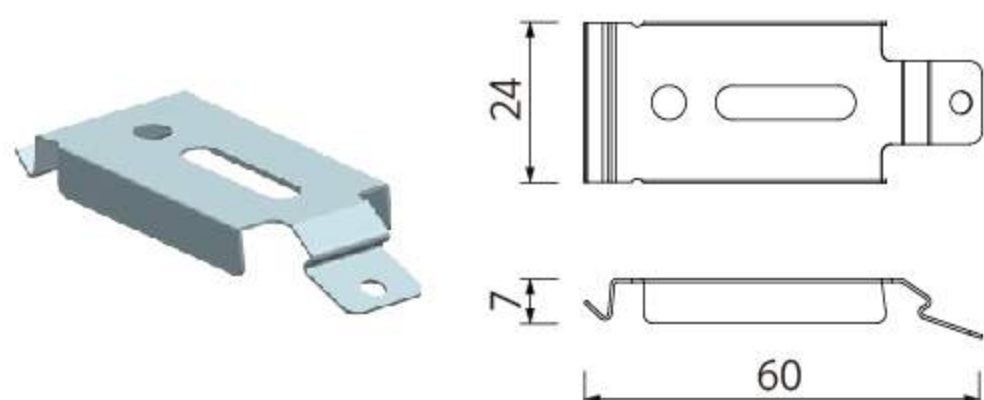
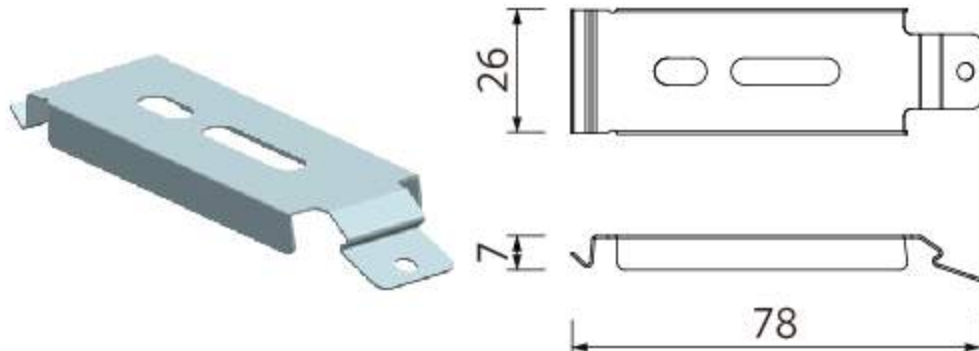
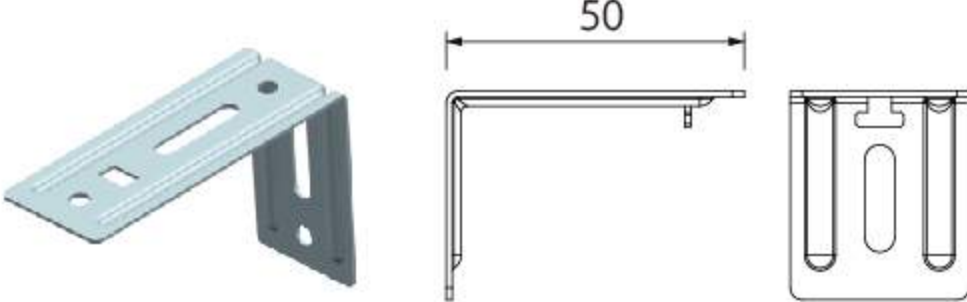
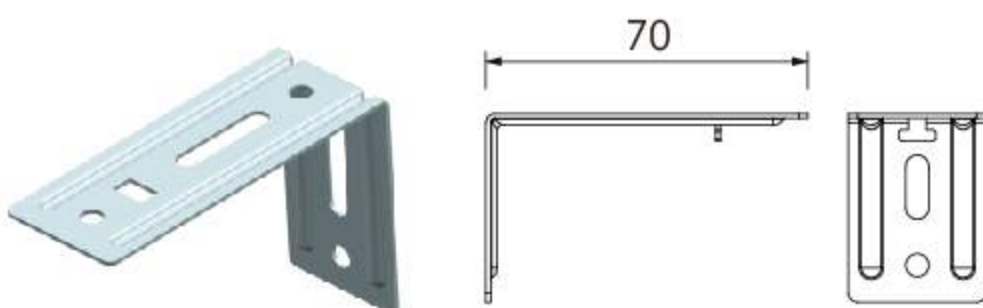



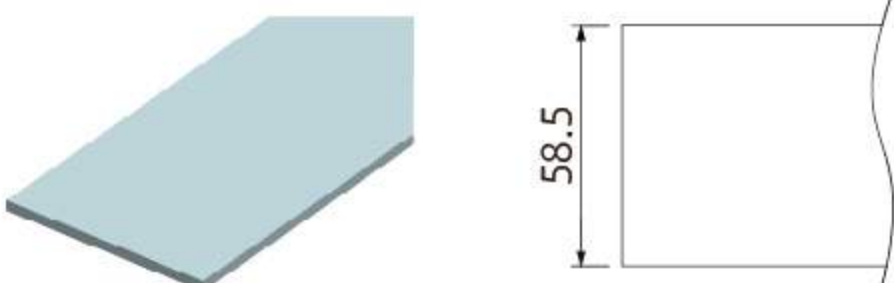
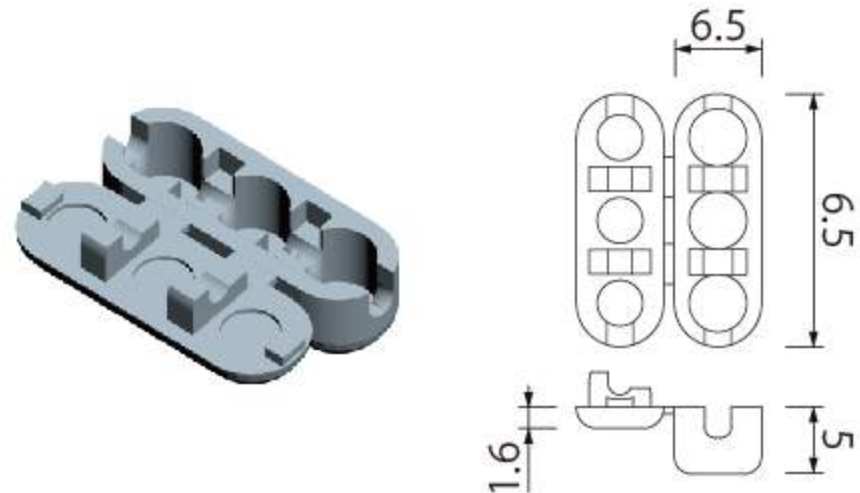
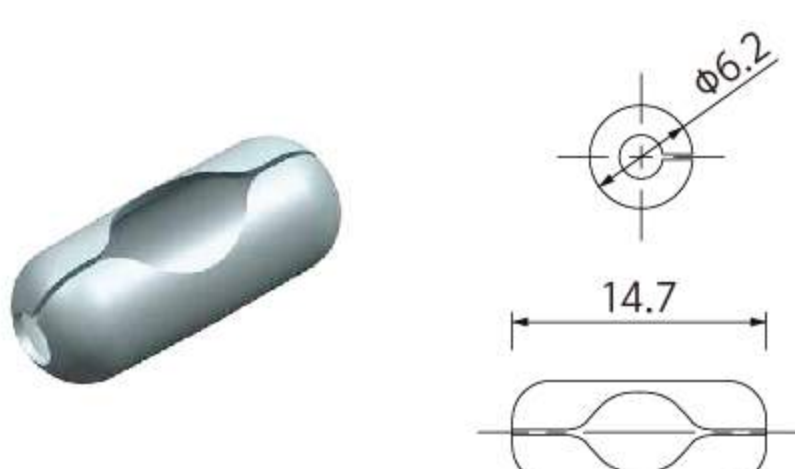

 <p>55 59.1</p>	<p>Round Slim Combi Cover Rail Code: HS-0294-SC</p> <p>Unit : 5.8m Composition : AL</p>	 <p>74 71.3</p>	<p>Round Regular Combi Cover Rail Code: HS-0301-RCR</p> <p>Unit : 5.8m Composition : AL</p>
 <p>62 65.8</p>	<p>Square Slim Combi Cover Rail Code: HS-0304-SCRW</p> <p>Unit : 5.8m Composition : AL</p>	 <p>74 78</p>	<p>Square Regular Combi Cover Rail Code: HS-0302-SCRW</p> <p>Unit : 5.8m Composition : AL</p>
 <p>64 69.5</p>	<p>Round Corner Slim Combi Cover Rail Code: HS-0259-SCR</p> <p>Unit : 5.8m Composition : AL</p>	 <p>80 76</p>	<p>Round Corner Regular Combi Cover Rail Code: HS-0259-RCR</p> <p>Unit : 5.8m Composition : AL</p>
 <p>81.7 74</p>	<p>Fabric Cover Rail Code: HS-0294-FCR</p> <p>Unit : 5.8m Composition : AL</p>	 <p>Ø30</p>	<p>Fabric Tube (Ø30) Code: HS-0201-FT</p> <p>Unit : 5.8m Composition : AL</p>
 <p>Ø38</p>	<p>Fabric Tube (Ø38) Code: HS-0292-JT38</p> <p>Unit : 5.8m Composition : AL</p>	 <p>Ø20</p>	<p>Bottom Rail (Ø20) Code: HS-0205-BT</p> <p>Unit : 5.8m Composition : AL</p>
 <p>17.5 27.4</p>	<p>Oval Bottom Rail Code: HS-0223-BT</p> <p>Unit : 5.8m Composition : AL</p>	 <p>9 36</p>	<p>Slim Square Bottom Rail Code: HS-0226-BT</p> <p>Unit : 5.8m Composition : AL</p>
 <p>12.1 34.6</p>	<p>D-Type Bottom Rail Code: HS-0258-DBR</p> <p>Unit : 5.8m Composition : AL</p>		

Component

	<p>Round Type Slim Combi Side Cover (R/L) Code: HS-0316-SC Composition : ABS</p>		<p>Round Type Regular Combi Side Cover (R/L) Code: HS-0318-SC Composition : ABS</p>
	<p>Square Type Slim Combi Side Cover (R/L) Code: HS-0331-PR Composition : ABS</p>		<p>Square Type Regular Combi Side Cover (R/L) Code: HS-0330-PR Composition : ABS</p>
	<p>Round Corner Slim Combi Side Cover (R/L) Code: HS-0960-SC Composition : ABS</p>		<p>Round Corner Regular Combi Side Cover (R/L) Code: HS-0961-SC Composition : ABS</p>
	<p>Fabric Cover Rail Side Cover (R/L) Code: HS-0962-FEC Composition : ABS</p>		<p>Combi Clutch (Φ30) Code: HS-0311-NCL Maximum allowable load : 3kg Chain : 4.5Φ / Cord : 3.4mm Composition : PC, Acetal</p>
	<p>Innowin Clutch (Φ38) Code: HS-0371-TC Maximum allowable load : 3kg Chain : Φ4.5 / Cord : 3.4mm Composition : PC, Acetal</p>		<p>End Plug (Φ30) Code: HS-0312-EP Composition : Acetal</p>
	<p>Innowin Clutch End Plug (Φ38) Code: HS-0372-EP Composition : Acetal</p>		<p>Inner Tube Stopper (Φ30) (RH & LH) Code: HS-0353-ST Maximum transfer distance:7m Composition : PC, Nylon</p>
	<p>Inner Tube Stopper (Φ38) (RH & LH) Code: HS-0351-STN Maximum transfer distance:7m Composition : PC, Nylon</p>		<p>Bottom Rail End Cap (Φ20) Code: HS-0312-EC Composition : ABS</p>

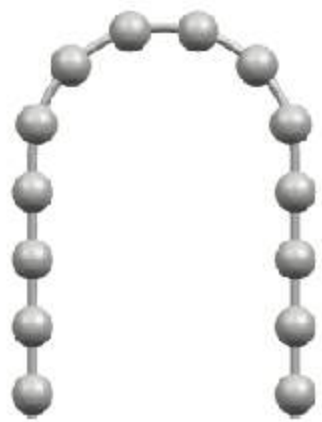
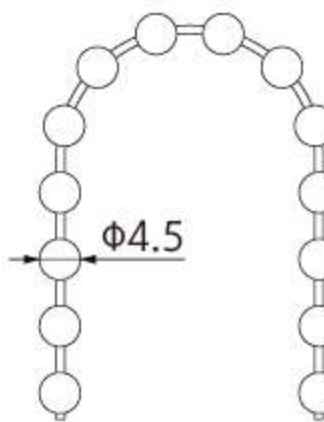

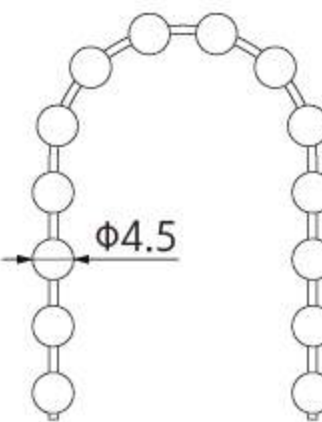

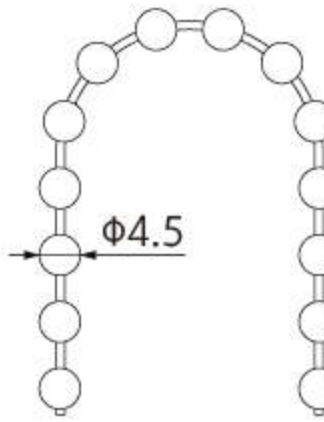

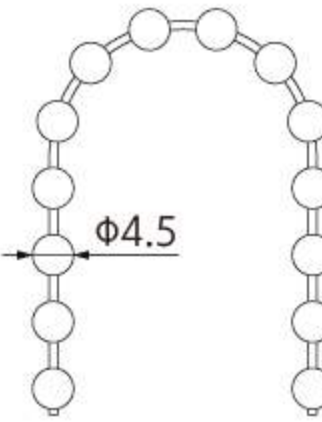

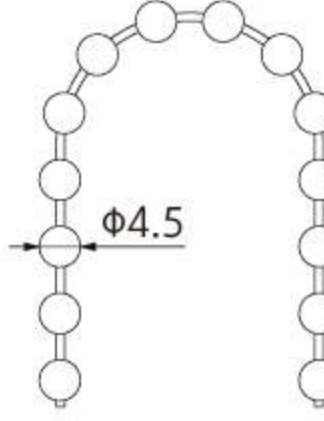

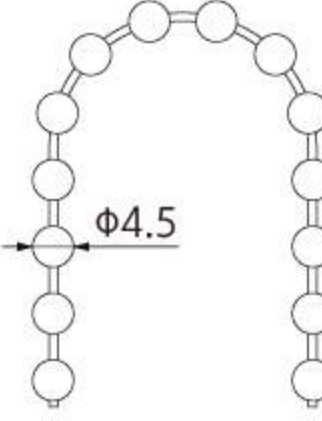

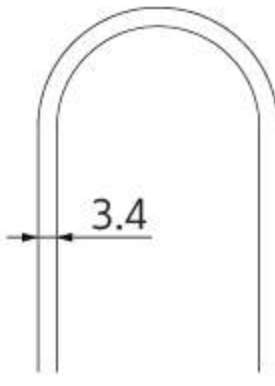

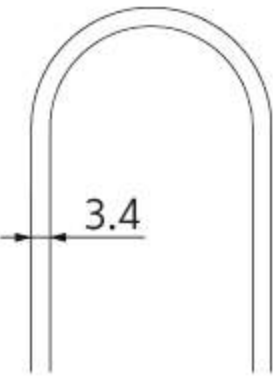

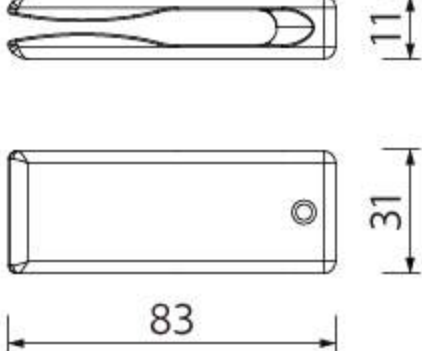

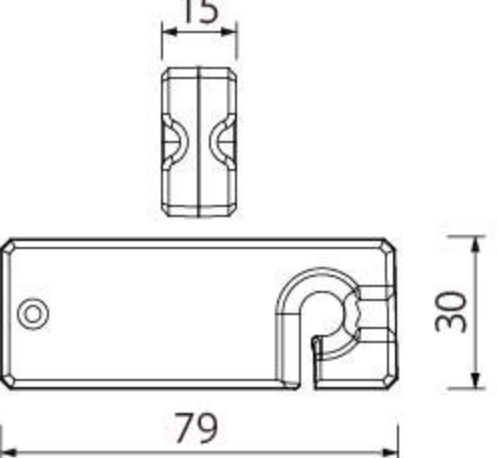
General Roller Blind

Cover Type - Item

 <p>Oval Bottom Rail End Cap (R/L) Code: HS-0326-EC Composition : ABS</p>	 <p>Slim Square Bottom Rail End Cap Code: HS-0322-EC Composition : ABS</p>
 <p>D-Type Bottom Rail End Cap (R/L) Code: HS-2003-DBE Composition : ABS</p>	 <p>Combi Clip (54mm) Code: HS-0102-CC Composition : Steel</p>
 <p>Combi Clip (73mm) Code: HS-0109-CC Composition : Steel</p>	 <p>Combi Hidden Clip (54mm) Code: HS-0102-HD Composition : Steel</p>
 <p>Combi Hidden Clip (73mm) Code: HS-0109-HD Composition : Steel</p>	 <p>L-Bracket (50mm) Code: HS-0107-SB Composition : Steel</p>
 <p>L-Bracket (70mm) Code: HS-0107-LB Composition : Steel</p>	 <p>PVC Flat (9.3mm) Code: HS-0130-PF Cover Rail, Fabric Tube, Square & Slim Square Bottom Rail type Unit : 150meter / Roll</p>
 <p>PVC Flat (13mm) Code: HS-0135-PF Oval Bottom Rail type D-Type Bottom Rail type Unit : 150meter / Roll</p>	 <p>PVC Flat (14.7mm) Code: HS-0131-PF Bottom Rail (Φ20), Unit : 150meter / Roll</p>
 <p>PVC Flat (58.5mm) Code: HS-0962-FECFL Fabric Cover Rail type Unit : 150meter / Roll</p>	 <p>Chain Connector (4.5mm) Code: HS-0346-CN</p>
 <p>Steel Ball Chain Connector Code: HS-0324-BCT Composition : Steel</p>	 <p>Over Prevention Ball Clip (Φ4.5 Chain Type) Code: HS-0344-OC</p>

General Roller Blind

Cover Type - Item

 	Ball Chain White Endless 1.5M (Φ4.5) Code: HS-0401-TC Unit : Piece Minimum packing : 200EA	 	Ball Chain White (Φ4.5) Code: HS-0324-BC Unit : 150m / Roll
 	Ball Chain Clear Endless 1.5M (Φ4.5) Code: HS-0401-JCC Unit : Piece	 	Ball Chain Clear (Φ4.5) Code: HS-0324-BCC Unit : 150m / Roll
 	Stainless Steel Ball Chain Endless 1.5M (Φ4.5) Code: HS-0324-ESBC Unit : Piece	 	Stainless Steel Ball Chain (Φ4.5) Code: HS-0324-SBC Unit : 150m / Roll
 	3.4mm Cord Endless 1.5M Code: HS-0313-CD Composition : Polyester	 	3.4mm Cord Code: HS-0333-CD Unit : 300m / Roll Composition : Polyester
 	Cord / Chain Weight Code: HS-0320-CHD Composition : Acrylic [Customized Logo]	 	Cord Weight Code: HS-0320-HD Composition : Acrylic

Cover Type Rail / Side Cover / 3.4mm Cord Color

 White	 Ivory	 Beige	 Brown	 Yellow	 Green
 Blue	 Purple	 Wine	 Pink	 Grey	 Black